

# WORLD WIDE FUND FOR NATURE - INDIA

FCRA NO.231660074 DATED 7.9.2000

BALANCE SHEET AS AT MARCH 31, 2018

LIABILITIES	2017-18	2016-17
<b>General Fund (Represented By Fixed Assets)</b>	<b>12,10,96,895.87</b>	<b>11,42,84,477.87</b>
<b>UNSPENT PROGRAMMES / PROJECTS BALANCES</b>		
<b>TIGER &amp; WILDLIFE CONSERVATION PROGRAMME</b>		
Save the Environment and Regenerate Vital Employment (Darjeeling)	1,01,44,869.00	1,16,46,719.00
Conservation Initiatives in Selected Transboundary Landscapes	9,247.00	-
Snow Leopard Leader FY 15	5,84,037.00	10,44,971.00
Reducing Vulnerability Wild Red Panda Habitat & Popl. in KCL	1,60,918.00	-
Conservation of the Red Panda	1,18,979.00	1,98,363.00
Protecting the Tigers of Kaziranga Tiger Reserve	2,97,650.00	-
Transcending Boundaries for Tiger Recovery: Nepal & India	15,33,435.00	67,23,385.00
Ensuring Continues Functionality of the Critical Kanchanjuri	-	1,90,255.00
Tiger Conservation in the Corbett Landscape	49,04,353.00	49,04,353.00
Rhino Range Expansion in the State of U.P., TAL (USFWS)	19,93,304.00	-
Tigers in Satpuda Maikal Landscape	-	68,97,752.00
Sundarban Bio. Reserve Directorate to Enhance TIG (USFWS)	5,19,877.00	26,76,516.00
Apple Funding-Expand Community Based Conservation in Arunach	7,01,801.00	24,16,986.00
Neik Conservation Centre	13,85,384.00	14,66,196.00
Support to Niek Van Hiejst Centre India	26,33,884.00	26,33,884.00
Tiger Conservation Fund	11,57,367.00	11,42,112.00
Tigers in the Western Ghats	-	55,82,969.00
Human-Elephant Conflict in South-West Bengal	33,91,487.00	-
Return of the Queen	-	47,14,292.00
Terai Arc Landscape	-	41,57,606.00
Digital Unify for Kids (DU4K)-WHL	3,400.00	-
Snow Leopard SAP Leader Support	-	11,94,612.00
Integrated Approach to Prioritize Tiger Habitat Mgt. in SUND	4,56,330.00	-
Conserving Threatened Species of WAL (SONY INDIA P LTD.)	16,90,796.00	86,88,996.00
Economic & Ecological Valuation of TAL in Uttarakhand, India	11,60,359.00	11,60,359.00
Supporting Wildlife Conservation activities ,The North Bank	-	1,99,380.00
Create to Inspire Fellowship Program	3,98,194.00	3,98,194.00
Return of the King-II Phase-II	-	92,97,285.00
Strengthening Protection for Securing Tigers in Manas & NE	-	6,86,960.00
Initiatives Brahmaputra & Manas Basin-India	7,68,448.00	-
Protecting the Tiger of Ranthambore	-	19,08,962.00
Linking Communities & Conservation in Sunderbans Landscape	365.00	1,47,365.00
Ecosystem of the Beki Manas (Chamkar Chu)river in Assam	-	8,47,955.00
Engaging the Services of Ajay Desai advisor at WII, Dehradun	80,708.00	80,708.00
Promoting Rhino Conservation in Assam	-	1,01,847.00
Wildlife Learning Between WWF-I Elephant Conservation Coord.	21,880.00	21,880.00
	<b>3,41,17,072.00</b>	<b>8,11,30,862.00</b>
<b>FRESHWATER &amp; WETLAND CONSERVATION PROGRAMME</b>		
University of Tokyo	5,64,493.00	5,64,493.00
Management Plan Bhimbandh & Valmiki Reserve	3,00,776.00	4,78,393.00
	<b>8,65,269.00</b>	<b>10,42,886.00</b>
<b>CLIMATE CHANGE PROGRAMME</b>		
Climate Solver Project Support	-	1,22,727.00
Climate Adaptation Fund	6,22,609.00	6,22,609.00
GCEI: Coordinator, Energy Access in Developing Countries	52,135.00	52,135.00
EHCC 2016-INDIA	-	14,15,561.00
WWF India Climate & Energy Programme Funding 2013	-	31,85,322.00
Promoting RE Energy Powered Transportation in Sunderbans	19,32,526.00	24,03,599.00
India Climate & Energy Programme Funding 2016	4,24,439.00	42,34,065.00
Support for Renewable Energy Projects	-	31,02,494.00





<b>LIABILITIES</b>	<b>2017-18</b>	<b>2016-17</b>
Securing the Promise of Paris	11,53,458.00	47,22,293.00
Climate & Energy Programme Support 2014	-	16,36,163.00
Climate & Energy Programme Support 2012	-	8,00,699.00
Clean Energy Revolution in India: Rooftop Solar (Workshop)	2,06,928.00	2,06,928.00
EHCC 2017	54,03,972.00	-
India Climate & Energy Programme Funding 2017	72,98,321.00	-
EHCC 2015-INDIA	-	18,03,686.00
Climate & Energy Programme Support 2015	-	22,28,365.00
National Targets: Paris & Beyond (UF 54)	7,61,674.00	7,61,674.00
Climate Solver+: Taking Climate Innovation to Scale in India	70,61,821.00	1,50,81,011.00
<b>HSBC- LIVING GANGA</b>	<b>2,49,17,883.00</b>	<b>4,23,79,331.00</b>
HSBC - Rivers for Life, Life for Rivers	-	1,31,47,882.00
Restoration & Conservation of Urban Wetlands in Karnataka	2,09,432.00	8,87,351.00
Conservation of PERI-Urban Wetlands of Bangalore	18,74,880.00	1,36,99,697.00
Indian Wild Rivers	-	10,14,394.00
Swarovski Water Schools India	52,80,759.00	34,12,897.00
Supply Chain Mapping of Tanneries in Ganga Basin	-	9,06,586.00
Rivers for Life, Life for Rivers (2017-2019)	3,71,82,874.00	-
	<b>4,45,47,945.00</b>	<b>3,30,68,807.00</b>
<b>SUSTAINABLE LIVLIHOOD PROGRAMME</b>		
Capacitate Youth on Clean Energy Technologies & Promote Skill	28,58,722.00	33,09,648.00
Community & Critical Corridors	2,42,496.00	5,89,851.00
WWF INDIA-SD4C Workshop	8,17,477.00	18,24,807.00
	<b>39,18,695.00</b>	<b>57,24,306.00</b>
<b>OCEANS &amp; COASTS PROGRAMME</b>		
Towards Sustainable Shark Fisheries in India	2,33,350.00	-
Travel Grant	2,60,343.00	3,34,351.20
FIP Implementation for Indian Oil Sardine for MSC Certificat	35,724.00	3,13,724.00
MTI SIDA Phase-II FIP MSC Impacts India	3,01,449.00	7,47,398.00
Sustainability of Baitfish & Tuna Fisheries in Lakshadweep	29,17,255.00	-
Fish Forward 2	8,33,091.00	-
ASC Improvement Measures for Indian Shrimp	-	13,84,395.00
	<b>45,81,212.00</b>	<b>27,79,868.20</b>
<b>SUSTAINABLE AGRICULTURE</b>		
Maharastra SCI Ikea (NEW)	1,02,28,584.00	-
Organic Cotton Production in Satpuda Pench Wildlife Corrido	-	8,21,297.00
BCI Growth & Innovation Foundation (BCI GIF)-Punjab	7,78,074.00	-
Enhancing Adaptive capacity of farmers by developing WRCPs	13,65,529.00	-
Sustainable Cotton based Agroforestry System	30,25,355.00	-
Biodiversity & Sustainable Cotton Production System	33,40,594.00	-
Promotion of Web and Android based DSS in Gujarat	15,57,362.00	-
Warangal Cotton Project - Phase III	4,68,145.00	11,65,189.00
Partnership WWF-Rabobank in India FY 15-17 (NL:200751)	14,32,553.00	9,10,296.00
Promotion of Water Stewardship in Cotton Growing area of Maharashtra	17,91,253.00	24,96,887.00
	<b>2,39,87,449.00</b>	<b>53,93,669.00</b>
<b>TRADE RECORDS ANALYSIS OF FAUNA &amp; FLORA IN COMMERCE (TRAFFIC)</b>		
Traffic Projects	5,86,999.00	-
Optimising Capacities for Combating illegal Tiger Trade IND	23,33,903.00	-
	<b>29,20,902.00</b>	-
<b>IGCMC</b>		
IGCMC Professional Work (FC)	9,446.00	34,350.00
	<b>9,446.00</b>	<b>34,350.00</b>
<b>CLIMATE ADAPTATION AND COASTAL ECOSYSTEMS</b>		
Energy Access Plan for sustainable Develop.	59,640.00	59,640.00
Sahasra Jyoti	-	1,50,96,371.28
Organization & Documentation of SAWI: Sunderbans Focus Area	3,60,416.00	3,75,787.00
	<b>4,20,056.00</b>	<b>1,55,31,798.28</b>






LIABILITIES	2017-18	2016-17
<b>SUSTAINABLE BUSINESS AND OTHERS</b>		
ABB Local Initiatives	-	23,45,004.00
BD Southern Western Ghats	16,94,218.00	17,17,758.00
Travel Reimbursement	73,968.00	73,968.00
Bio-Diversity Fund	15,73,539.00	15,73,538.00
Bush light Optimized Model for Remote Village Electrification	65,167.00	12,45,621.00
General Conservation Fund	33,18,585.00	23,96,184.00
MTI SIDA - Palmoil India	-	2,44,496.00
Legacy Marketing Activity	-	3,06,435.00
Review of Good Practices in Hydropower Sector	-	1,21,717.00
Expanding MTI Scope in India for Forestry	53,52,816.00	66,63,531.00
TAI- Legal Study on Rangers (CEL)	73,070.00	-
Scoping Study on Timber & Wood Products in India (IKEA)	-	29,87,449.00
Education and Awareness Programme on Climate change (APSO)	39,276.00	56,848.00
Interest on FC Time Deposit, Designated Saving Bank and Utilization A/c	70,32,761.97	39,94,323.00
MTI SIDA Phase II Palm Oil India FY 15-18	-	16,71,726.00
Conservation of Olive Ridley Sea Turtle AP (Ocean & Coasts)	-	10,57,711.00
Sustainable Finance in India	5,51,621.00	-
Corporate Procurement of Renewable Energy in India	90,645.00	-
Expanding MTI Scope in India for Sugarcane	-	1,10,53,220.00
Consumer Awareness Campaign for FSC Paper in India	61,41,887.00	64,22,227.00
Market Transformation Initiative (MTI)-India FY15-16 (IND0192)	27,88,590.00	32,50,461.00
Seafood Sustainability Pilot Project for Hyatt Hotels	-	93,417.00
GFTN-India; International Paper	4,06,751.00	11,14,213.00
GFTN- India Participation Agreement: ITC	8,08,822.00	9,29,020.00
Legal Mapping for Landscape Restoration ( CEL)	-	2,19,614.00
FK Prithvi (ATKINS)	20,09,409.00	37,56,208.00
Ek Prithvi - Citi Bank	99,34,844.00	-
Conservation the aquatic resources diversity (Dolphin) New	3,20,698.00	-
Conservation the aquatic resources diversity (Dolphin)	14,904.00	2,86,761.00
Sundry Creditors (FC)	2,96,63,265.00	-
Outstanding liabilities FC	33,79,098.00	-
Expenses payable to Imprest fund	1,49,92,682.03	-
	<b>9,03,26,617.00</b>	<b>5,35,81,450.00</b>
<b>TOTAL</b>	<b>35,17,09,441.87</b>	<b>35,49,51,805.35</b>
<b>ASSETS</b>	<b>As at 31.03.2018</b>	<b>As at 31.03.2017</b>
Fixed Assets - as per schedule-1	12,10,96,895.87	11,42,84,477.87
Investments	5,77,50,000.00	4,45,48,036.60
Grant Receivable	7,88,81,844.00	1,85,41,641.88
Loans , Advances & Other Recoverables	38,35,092.00	68,70,112.00
Balance with Banks as per Books of Accounts:		
FCRA designated saving Account 5,04,387		
FCRA utilisation saving accounts 52,16,130		
Fixed Deposits with banks 8,44,25,093	9,01,45,610.00	17,07,07,537.00
<b>TOTAL</b>	<b>35,17,09,441.87</b>	<b>35,49,51,805.35</b>


In Terms of our Report of even date attached.

For & on Behalf of World Wide Fund for Nature - India

  
Ravi Singh  
Secretary General & CEO

  
Vivek Deval  
Director - Finance



  
J. A. Martins  
M. No. 082051  
Proprietor  
J. A. Martins & Co.  
Chartered Accountants  
Firm Regn. No 010860N

Place: New Delhi

Date : 20 December 2018



# WORLD WIDE FUND FOR NATURE - INDIA

FCRA NO. 231660074 DATED 7.9.2000

## INCOME AND EXPENDITURE ACCOUNT FOR THE YEAR 2017-18

Particulars	Income		Expenditure	
	2017-18	2016-17	2017-18	2016-17
<b>TIGER &amp; WILDLIFE CONSERVATION PROGRAMME</b>				
Save the Environment and Regenerate Vital Employment(Darjeeling Reforest)	47,86,416.00	55,31,414.00	47,86,415.00	55,31,414.00
Tiger Conservation Programme(Neik)	80,812.00	3,11,955.00	80,812.00	3,11,955.00
Tiger Travel Grant	3,83,737.00	16,54,840.00	3,83,737.00	16,54,840.00
Managing Human Elephant Conflict in India-Scaling up at Nati	27,70,494.00	84,89,964.00	27,70,494.00	84,89,964.00
Conserving Threatened Species of WAL (SONY INDIA P LTD.)	70,00,696.00	36,69,581.00	70,00,696.00	36,69,581.00
Protecting the Tiger of Ranthambore	19,08,962.00	68,57,182.00	19,08,962.00	68,57,182.00
Snow Leopard Leader FY 15	4,60,934.00	24,68,434.00	4,60,934.00	24,68,434.00
Linking Communities & Conservation in Sunderbans Landscape	1,47,000.00	10,93,802.00	1,47,000.00	10,93,802.00
Ensuring Continues Functionality of the Critical Kanchanjuri	1,90,000.00	-	1,90,000.00	-
LHI Positions based in WWF India	7,05,644.00	26,08,423.00	7,05,644.00	26,08,423.00
WWF INDIA-MFA	-	11,77,173.00	-	11,77,173.00
Restoring Indian Rhinos to their Historical Range	-	8,99,862.00	-	8,99,862.00
Project CAT in India-Year 1	75,59,079.00	-	75,59,079.00	-
Tiger India 2014-2015	2,33,29,979.00	2,06,75,019.00	2,33,29,979.00	2,06,75,019.00
Rhino Range Expansion in the State of U.P., TAL (USFWS)	11,66,596.00	8,100.00	11,66,596.00	8,100.00
Assam Species Conservation-Rhino	3,55,582.00	48,70,267.00	3,55,582.00	48,70,267.00
Conservation of the Red Panda	79,384.00	2,26,742.00	79,384.00	2,26,742.00
Ecosystem of the Beki Manas (Chamkar Chu)river in Assam	8,47,955.00	8,57,986.00	8,47,955.00	8,57,986.00
Conservation Initiatives in Selected TransboundaryLandscapes	33,86,237.00	-	33,86,237.00	-
Return of the King - Phase II - (WWF India Component)	-	4,11,32,802.00	-	4,11,32,802.00
Promoting Rhino Conservation in Assam	1,29,965.00	13,87,499.00	1,29,965.00	13,87,499.00
Transcending Boundaries for Tiger Recovery: Nepal & India	51,89,951.00	24,76,743.00	51,89,951.00	24,76,743.00
Supporting Wildlife Conservation activities , The North Bank	1,99,380.00	-	1,99,380.00	-
Reducing Vulnerability Wild Red Panda Habitat & Popl.- KCL	7,91,719.00	-	7,91,719.00	-
Sundarban Bio. Reserve Directorate to Enhance TIG (USFWS)	21,58,455.00	2,00,488.00	21,58,455.00	2,00,488.00
SML-Tiger Conservation	6,86,959.00	-	6,86,959.00	-
Tiger Conservation Fund	50,000.00	5,60,234.00	50,000.00	5,60,234.00
Return of the Queen	1,90,65,371.00	11,99,266.00	1,90,65,371.00	11,99,266.00
Wildlife Learning Between WWF-I Elephant Conservation Coord.	-	1,35,754.00	-	1,35,754.00
Indian Rhino Vision 2020-Manas & Translocation	-	3,21,627.00	-	3,21,627.00
Snow Leopard SAP Leader Support	21,93,830.00	4,29,672.00	21,93,830.00	4,29,672.00
Return of the King-II Phase-II	5,79,71,268.00	-	5,79,71,268.00	-
Indian Rhino Vision 2020-Preparing Laokhowa Wildlife Santuar	-	3,30,198.00	-	3,30,198.00
Digital Unify for Kids (DU4K)-WHL	30,550.00	-	30,550.00	-
Engaging the Services of Ajay Desai advisor at WII, Dehradun	-	4,79,028.00	-	4,79,028.00
Assam Species Conservation 2017-18	80,40,278.00	-	80,40,278.00	-
Improving Conservation Efforts for One Horned Rhinos, Assam	20,01,366.00	-	20,01,366.00	-
TIGER - TAI - SHG & CATS Meeting	-	86,945.00	-	86,945.00
Human-Elephant Conflict in South-West Bengal	2,18,317.00	-	2,18,317.00	-
Apple Funding-Expand Community Based Conservation in Arunach	17,15,186.00	1,62,207.00	17,15,186.00	1,62,207.00
Return of the King-II Phase-II	-	1,45,48,979.00	-	1,45,48,979.00
Tigers in Satpuda Maikal Landscape	4,09,47,524.00	3,63,25,917.00	4,09,47,524.00	3,63,25,917.00
Tigers in the Western Ghats	3,55,34,593.00	2,47,55,118.00	3,55,34,593.00	2,47,55,118.00
Protecting the Tigers of Kaziranga Tiger Reserve	65,22,779.00	-	65,22,780.00	-
Terai Arc Landscape	1,31,01,016.00	2,28,93,655.00	1,31,01,016.00	2,28,93,655.00
Initiatives Brahmaputra & Manas Basin-India	21,17,784.00	-	21,17,784.00	-
Tiger Network Initiative-WWF India Tiger NI Coordinator(New)	39,06,272.00	50,16,475.00	39,06,272.00	50,16,475.00
IRV 2020-Securing Rhinos & their Habitat in Assam	-	3,15,214.00	-	3,15,214.00
Conservation & adaptation in Asia's High Mountain Landscapes	1,02,255.00	43,01,033.00	1,02,255.00	43,01,033.00
Assam Species Conservation	2,40,383.00	68,79,446.00	2,40,383.00	68,79,446.00
Integrated Approach to Prioritize Tiger Habitat Mgt. in SUND	17,04,708.00	-	17,04,708.00	-
Linking Communities & Conservation in Kaziranga Karbi Anglon	-	15,09,915.00	-	15,09,915.00
	<b>25,97,79,416.00</b>	<b>22,68,48,959.00</b>	<b>25,97,79,416.00</b>	<b>22,68,48,959.00</b>
<b>FRESHWATER &amp; WETLANDS CONSERVATION</b>				
Better Cotton Fast Track Programme	-	96,18,231.00	-	96,18,231.00
Water School; Sanitation- Health & Hygiene	-	1,58,626.00	-	1,58,626.00
Management Plan Bhimbandh & Valmiki Reserve	1,77,617.00	1,31,851.00	1,77,617.00	1,31,851.00
Water School Swarovski	-	9,15,489.00	-	9,15,489.00
	<b>1,77,617.00</b>	<b>1,08,24,197.00</b>	<b>1,77,617.00</b>	<b>1,08,24,197.00</b>





Particulars	Income		Expenditure	
	2017-18	2016-17	2017-18	2016-17
<b>IGCMC</b>				
IGCMC Professional Work (FC)	24,904.00	1,88,517.00	24,904.00	1,88,517.00
LHI Regional Spatial Analysis using IRS Data	-	44,03,892.00	-	44,03,892.00
	<b>24,904.00</b>	<b>45,92,409.00</b>	<b>24,904.00</b>	<b>45,92,409.00</b>
<b>CLIMATE CHANGE PROGRAMME</b>				
GCEI: Coordinator, Energy Access in Developing Countries	-	11,72,131.00	-	11,72,131.00
Climate & Energy Programme Support 2015	-	44,80,523.00	-	44,80,523.00
India Climate & Energy Programme Funding 2017	6,74,957.00	-	6,74,957.00	-
National Targets: Paris & Beyond (UF 54)	-	9,62,991.00	-	9,62,991.00
EHCC 2016-INDIA	-	40,04,938.00	-	40,04,938.00
EHCC 2015-INDIA	1,13,949.00	27,75,654.00	1,13,949.00	27,75,654.00
EHCC 2017	45,42,347.00	-	45,42,347.00	-
Clean Energy Revolution in India: Rooftop Solar (Workshop)	-	53,798.00	-	53,798.00
Support for Renewable Energy Projects	33,75,944.00	22,19,842.00	33,75,944.00	22,19,842.00
India Climate & Energy Programme Funding 2016	38,09,626.00	29,94,796.00	38,09,626.00	29,94,796.00
Promoting RE Energy Powered Transportation in Sunderbans	17,55,843.00	1,92,761.00	17,55,843.00	1,92,761.00
Securing the Promise of Paris	22,06,036.00	9,46,955.00	22,06,036.00	9,46,955.00
Climate Change Adaptation (Climate Fund)	-	2,04,280.00	-	2,04,280.00
Climate Solver+: Taking Climate Innovation to Scale in India	80,19,190.00	16,05,814.00	80,19,190.00	16,05,814.00
	<b>2,44,97,892.00</b>	<b>2,16,14,483.00</b>	<b>2,44,97,892.00</b>	<b>2,16,14,483.00</b>
<b>HSBC- LIVING GANGA</b>				
HSBC - Rivers for Life, Life for Rivers	2,02,39,012.00	4,47,00,544.00	2,02,39,012.00	4,47,00,544.00
Swarovski Water Schools India	41,76,094.00	10,05,222.00	41,76,094.00	10,05,222.00
Supply Chain Mapping of Tanneries in the Ganga basin	9,06,586.00	-	9,06,586.00	-
Restoring the Ganges Healthier Rivers for Safe Wayer	-	52,36,051.00	-	52,36,051.00
Restoration & Conservation of Urban Wetlands in Karnataka	42,00,294.00	27,33,396.00	42,00,294.00	27,33,396.00
Indian Wild Rivers	10,14,395.00	4,21,139.00	10,14,395.00	4,21,139.00
Supply Chain Mapping of Tanneries in Ganga Basin	-	8,84,250.00	-	8,84,250.00
Rivers for Life, Life for Rivers (2017-2019)	1,97,36,303.00	-	1,97,36,303.00	-
Conservation of PERI-Urban Wetlands of Bangalore	1,18,24,817.00	1,08,24,112.00	1,18,24,817.00	1,08,24,112.00
	<b>6,20,97,501.00</b>	<b>6,58,04,714.00</b>	<b>6,20,97,501.00</b>	<b>6,58,04,714.00</b>
<b>SUSTAINABLE LIVELIHOOD PROGRAMME</b>				
Community & Critical Corridors	3,47,355.00	2,53,717.00	3,47,355.00	2,53,717.00
National SDG Influencing-India	26,45,682.00	13,66,252.00	26,45,682.00	13,66,252.00
Capacitate Youth on Clean Energy Technologies & Promote Skill	4,50,926.00	8,02,152.00	4,50,926.00	8,02,152.00
	<b>34,43,963.00</b>	<b>24,22,121.00</b>	<b>34,43,963.00</b>	<b>24,22,121.00</b>
<b>OCEANS &amp; COASTS PROGRAMME</b>				
Supervision of the Skipjack Pole & Line Fishery in Lakshadweep	2,78,000.00	5,38,832.00	2,78,000.00	5,38,832.00
FIP Implementation for Indian Oil Sardine for MSC Certificate	-	2,90,383.00	-	2,90,383.00
MTI SIDA Phase-II FIP MSC Impacts India	4,45,949.00	4,31,188.00	4,45,949.00	4,31,188.00
Travel Grant	1,19,611.00	2,37,319.00	1,19,611.00	2,37,319.00
Towards Sustainable Shark Fisheries in India	4,84,250.00	-	4,84,250.00	-
Sustainability of Baitfish & Tuna Fisheries in Lakshadweep	6,71,861.00	-	6,71,861.00	-
Ashtamudi Clam Fishery & FIP For the Oil	49,59,938.00	36,72,988.00	49,59,938.00	36,72,988.00
	<b>69,59,609.00</b>	<b>51,70,710.00</b>	<b>69,59,609.00</b>	<b>51,70,710.00</b>
<b>CLIMATE ADAPTATION AND COASTAL ECOSYSTEMS</b>				
Energy Access Plan for sustainable Develop.	-	1,95,931.00	-	1,95,931.00
Sahasra Jyoti	1,50,94,985.80	42,53,133.20	1,50,94,985.80	42,53,133.20
Organization & Documentation of SAWI: Sunderbans Focus Area	15,371.00	10,30,664.00	15,371.00	10,30,664.00
	<b>1,51,10,356.80</b>	<b>54,79,728.20</b>	<b>1,51,10,356.80</b>	<b>54,79,728.20</b>
<b>SUSTAINABLE AGRICULTURE</b>				
Maharashtra SCI Ikea (NEW)	94,55,918.00	1,64,15,498.00	94,55,918.00	1,64,15,498.00
Promotion of Water Stewardship in Cotton Growing area-Mah	56,73,587.00	64,57,774.00	56,73,587.00	64,57,774.00
Technical Support to GSWMA for Sustainable Cotton Production	-	14,61,856.00	-	14,61,856.00
Organic Cotton Production in Satpuda Pench Wildlife Corrido	1,34,33,449.00	1,18,38,601.00	1,34,33,449.00	1,18,38,601.00
Partnership WWF-Rabobank in India FY 15-17 (NL:200751)	11,31,159.00	51,85,971.00	11,31,159.00	51,85,971.00
Warangal Cotton Project - Phase III	51,24,694.00	45,03,698.00	51,24,694.00	45,03,698.00
BCI Growth & Innovation Foundation (BCI GIF)-Punjab	1,53,81,603.00	-	1,53,81,603.00	-
Sustainable Cotton based Agroforestry System	16,97,653.00	-	16,97,653.00	-
Biodiversity & Sustainable Cotton Production System	17,74,406.00	-	17,74,406.00	-
Enhancing Adaptive capacity of farmers by developing WRCPs	28,68,759.00	-	28,68,759.00	-
Sustainable Cotton Initiative 2017-18	27,23,978.00	-	27,23,978.00	-
Promotion of Web and Android based DSS in Gujarat	22,31,918.00	-	22,31,918.00	-
	<b>6,14,97,124.00</b>	<b>4,58,63,398.00</b>	<b>6,14,97,124.00</b>	<b>4,58,63,398.00</b>





Particulars	Income		Expenditure	
	2017-18	2016-17	2017-18	2016-17
<b>TRADE RECORDS ANALYSIS OF FAUNA &amp; FLORA IN COMMERCE</b>				
Traffic Projects	11,93,530.00	35,99,330.00	11,93,530.00	35,99,330.00
Responsible Asia Forestry and Trade Program II	-	1,20,021.00	-	1,20,021.00
Wildlife Trade Monitoring for Actionable Information	-	2,51,370.00	-	2,51,370.00
ZooHackathon	2,58,800.00	-	2,58,800.00	-
Optimising Capacities for Combating illegal Tiger Trade IND	1,15,88,777.00	84,02,139.00	1,15,88,777.00	84,02,139.00
Strengthening Tiger Conservation in India by Breeding(14-16)	-	12,93,360.00	-	12,93,360.00
	<b>1,30,41,107.00</b>	<b>1,36,66,220.00</b>	<b>1,30,41,107.00</b>	<b>1,36,66,220.00</b>
<b>OTHERS</b>				
Sustainable Finance in India	6,15,203.00	-	6,15,203.00	-
BD Southern Western Ghats	23,540.00	-	23,540.00	-
Bio-Diversity fund	-	-	-	-
Bush light Optimized Model for remote	11,80,454.00	1,43,566.00	11,80,454.00	1,43,566.00
Other fund to achieve the object of trust	65,254.75	3,11,841.00	65,254.75	3,11,841.00
Corporate Procurement of Renewable Energy in India	9,98,706.00	-	9,98,706.00	-
General Conservation Fund	-	70,608.00	-	70,608.00
Market Transformation Initiative (MTI)-India FY15 (IND0192)	4,61,871.00	6,07,880.00	4,61,871.00	6,07,880.00
WWF India Strategy & Organization Planning (14-17)	6,03,68,131.00	7,05,41,968.81	6,03,68,131.00	7,05,41,968.81
TAI- Legal Study on Rangers (CEL)	5,47,930.00	-	5,47,930.00	-
Expanding MTI Scope in India for Forestry	13,10,715.00	8,63,580.00	13,10,715.00	8,63,580.00
Review of Good Practices in Hydropower Sector	-	7,76,266.00	-	7,76,266.00
Scoping Study on Timber & Wood Product in India	30,14,881.00	12,89,138.00	30,14,881.00	12,89,138.00
GFTN-India; International Paper	8,06,828.00	4,05,785.00	8,06,828.00	4,05,785.00
Expanding MTI Scope in India for Sugarcane	1,10,53,221.00	17,24,865.00	1,10,53,221.00	17,24,865.00
MTI SIDA Phase II Palm Oil India FY 15-18	47,57,739.00	28,77,294.00	47,57,739.00	28,77,294.00
Conservation of Olive Ridley Sea Turtle AP (Ocean)	-	10,36,918.00	-	10,36,918.00
Seafood Sustainability Pilot Project for Hyatt Hotels	-	1,63,032.00	-	1,63,032.00
Strategic Institutional Support for WWF India	35,641.00	-	35,641.00	-
GFTN- India Participation Agreement: ITC	1,20,198.00	6,70,980.00	1,20,198.00	6,70,980.00
Travel Recoverable/Expenses Recoverable	17,69,226.73	-	17,69,226.73	-
Support for CSR Capacity	-	6,69,939.60	-	6,69,939.60
PG Diploma in Environmental Law & Policy	50,480.00	62,941.00	50,480.00	62,941.00
FCRA Interest utilization for Administration	58,38,480.00	47,90,495.00	58,38,480.00	47,90,495.00
Digital Unity Programme in School of Sunderbans	1,22,172.00	1,30,674.00	1,22,172.00	1,30,674.00
Management of Human Elephant Conflict (WBSO & NEPAL)	-	3,93,803.00	-	3,93,803.00
Legal Mapping for Landscape Restoration ( CEL)	2,19,614.00	14,05,997.00	2,19,614.00	14,05,997.00
Conservation the aquatic resources diversity (Dolphin) New	1,79,302.00	-	1,79,302.00	-
Conservation the aquatic resources diversity (Dolphin)	2,71,858.00	3,36,505.00	2,71,858.00	3,36,505.00
Consumer Awareness Campaign for FSC Paper in India	2,80,340.00	5,16,956.00	2,80,340.00	5,16,956.00
WWF-India's One Planet Academy (EE)	-	38,88,674.00	-	38,88,674.00
Solar based solutionfor energy	72,950.00	-	72,950.00	-
Legacy Marketing Activity	-	67,500.00	-	67,500.00
Education and Awareness Programme on Climate change	-	38,720.00	-	38,720.00
EK Prithvi (ATKINS)	17,46,799.00	11,61,900.00	17,46,799.00	11,61,900.00
EK Prithvi (CITI)	65,156.00	-	65,156.00	-
Conservation of Olive Ridley Sea Turtle Orrisa (Infosys)	17,572.00	3,26,817.76	17,572.00	3,26,817.76
Education for Sustainable development (W S Atkins)	-	40,500.00	-	40,500.00
	<b>9,59,94,262.48</b>	<b>9,53,15,144.17</b>	<b>9,59,94,262.48</b>	<b>9,53,15,144.17</b>
<b>Total</b>	<b>54,26,23,752.28</b>	<b>49,76,02,083.37</b>	<b>54,26,23,752.28</b>	<b>49,76,02,083.37</b>


In Terms of our Report of even date attached.

For & on Behalf of World Wide Fund for Nature - India

  
Ravi Singh  
Secretary General & CEO

  
Vivek Dayal  
Director Finance



  
J. A. Martins  
M. No. 082051  
Proprietor  
J. A. Martins & Co.  
Chartered Accountants  
Firm Regn. No 010860N

Place: New Delhi  
Date : 20 December 2018



# WORLD WIDE FUND FOR NATURE - INDIA

FCRA NO. 231660074 DATED 7.9.2000

## RECEIPTS AND PAYMENTS ACCOUNT FOR THE YEAR 2017-2018

RECEIPTS	2017-18	2016-17
<b>OPENING BALANCE - A</b>	<b>19,91,55,510.75</b>	<b>15,27,55,060.74</b>
<b>TIGER &amp; WILDLIFE CONSERVATION PROGRAMME</b>		
Save the Environment and Regenerate Vital Employment(Darjeeling Reforest)	32,79,500.00	71,04,142.74
Transcending Boundaries for Tiger Recovery: Nepal & India	-	92,00,128.00
Tiger Travel Grant	3,45,061.32	14,57,758.68
Reducing Vulnerability Wild Red Panda Habitat & Popl. in KCL	9,49,629.49	-
Conservation of the Red Panda	-	2,45,970.00
Conserving Threatened Species of WAL (SONY INDIA P LTD.)	-	69,19,375.00
Project CAT in India-Year 1	58,45,659.47	-
Promoting Rhino Conservation in Assam	28,118.04	8,92,155.04
Protecting the Tigers of Kaziranga Tiger Reserve	68,20,430.00	-
Indian Rhino Vision 2020-Preparing Laokhowa Wildlife Santuar	-	19,83,816.78
Return of the Queen	60,45,300.00	59,13,558.00
Snow Leopard SAP Leader Support	7,74,000.00	16,24,284.00
Snow Leopard Leader FY 15	-	36,24,107.95
Return of the King - Phase II - (WWF India Component)	-	4,56,27,197.60
Managing Human Elephant Conflict in India-Scaling up at Nati	30,99,781.28	81,74,487.27
LHI Positions based in WWF India	10,86,700.30	13,35,907.31
	-	25,79,193.00
Apple Funding-Expand Community Based Conservation in Arunach		
Conservation Initiatives in Selected TransboundaryLandscapes	33,95,484.20	-
Assam Species Conservation 2017-18	55,91,750.86	-
Return of the King-II Phase-II	2,35,40,062.35	2,38,36,091.69
Terai Arc Landscape	43,19,096.80	2,49,07,939.50
Protecting the Tiger of Ranthambore	-	68,59,900.00
Rhino Range Expansion in the State of U.P.,TAL (USFWS)	31,68,000.00	-
Engaging the Services of Ajay Desai advisor at WII, Dehradun	-	5,10,647.70
Human-Elephant Conflict in South-West Bengal	36,09,804.10	-
Assam Species Conservation Rhino	29,08,007.35	-
Assam Species Conservation	6,36,638.28	64,87,051.33
Integrated Approach to Prioritize Tiger Habitat Mgt. in SUND	21,61,037.80	-
Tigers in the Western Ghats	1,96,41,666.78	2,30,97,233.93
Tigers in Satpuda Maikal Landscape	2,67,72,005.78	4,13,31,223.44
Sundarban Bio. Reserve Directorate to Enhance TIG (USFWS)	-	28,77,004.48
Initiatives Brahmaputra & Manas Basin-India	28,86,232.20	-
Digital Unify for Kids (DU4K)-WHL	33,950.00	-
Tiger India 2014-2015	2,59,17,882.51	1,77,69,880.50
Tiger Network Initiative-WWF India Tiger NI Coordinator(New)	45,74,561.60	30,14,182.80
3rd Asia Ministerial Conference on TigerConservation in Delhi	-	6,58,100.00
Conservation & adaptation in Asia's High Mountain Landscapes	10,64,675.00	54,15,070.08
	<b>15,84,95,035.51</b>	<b>25,34,46,406.82</b>
<b>FRESHWATER &amp; WETLANDS CONSERVATION PROGRAMME</b>		
Better Cotton Fast Track	-	1,07,33,962.83
	-	<b>1,07,33,962.83</b>
<b>CLIMATE CHANGE PROGRAMME</b>		
Clean Energy Revolution in India: Rooftop Solar (Workshop)		
EHCC 2015-INDIA	-	24,85,116.56
EHCC 2016-INDIA	12,35,421.04	54,20,498.58





<b>RECEIPTS</b>	<b>2017-18</b>	<b>2016-17</b>
Promoting RE Energy Powered Transportation in Sunderbans	12,84,769.99	13,25,108.86
India Climate & Energy Programme Funding 2016	-	72,28,861.23
EHCC 2017	56,05,600.00	-
Support for Renewable Energy Projects	-	53,22,336.25
GCEI: Coordinator, Energy Access in Developing Countries	-	7,44,480.00
Securing the Promise of Paris	-	56,69,248.00
Climate Solver+: Taking Climate Innovation to Scale in India	-	1,66,86,825.45
	<b>81,25,791.03</b>	<b>4,48,82,474.93</b>
<b>HSBC- LIVING GANGA</b>		
HSBC - Rivers for Life, Life for Rivers	27,21,624.15	4,15,95,150.72
Rivers for Life, Life for Rivers (2017-2019)	5,69,19,176.00	-
Restoration & Conservation of Urban Wetlands in Karnataka	35,22,375.00	-
Indian Wild Rivers	-	21,96,850.30
Swarovski Water Schools India	60,43,956.16	44,18,118.65
Restoring the Ganges Healthier Rivers for Safe Wayer	-	51,24,437.32
Supply Chain Mapping of Tanneries in Ganga Basin	-	17,90,835.60
Conservation of PERI-Urban Wetlands of Bangalore	-	2,18,41,223.78
	<b>6,92,07,131.31</b>	<b>7,69,66,616.37</b>
<b>SUSTAINABLE LIVLIHOOD PROGRAMME</b>		
Community & Critical Corridors	-	13,25,244.08
Capacitate Youth on Clean Energy Technologies & Promote Skill	-	21,60,400.00
National SDG Influencing-India	16,38,352.08	32,01,058.61
	<b>16,38,352.08</b>	<b>66,86,702.69</b>
<b>OCEANS &amp; COASTS PROGRAMME</b>		
Travel Grant	1,27,640.10	2,56,620.61
MTI SIDA Phase-II FIP MSC Impacts India	-	11,78,586.04
ASC Improvement Measures for Indian Shrimp	36,99,879.73	50,57,382.56
Towards Sustainable Shark Fisheries in India	7,17,600.00	-
Sustainability of Baitfish & Tuna Fisheries in Lakshadweep	35,89,115.75	-
FIP Implementation for Indian Oil Sardine for MSC Certificat	-	6,04,107.20
Fish Forward 2	8,33,090.62	-
Supervision of the Skipjack Pole & Line Fishery in Lakshadwe	-	3,77,244.00
	<b>89,67,326.20</b>	<b>74,73,940.41</b>
<b>CLIMATE ADAPTATION AND COASTAL ECOSYSTEMS</b>		
Sahasra Jyoti	20,00,000.00	80,00,000.00
Organization & Documentation of SAWI: Sunderbans Focus Area	-	13,87,530.00
	<b>20,00,000.00</b>	<b>93,87,530.00</b>
<b>SUSTAINABLE AGRICULTURE</b>		
Maharastra SCI Ikea (NEW)	2,05,20,573.76	94,31,294.43
Partnership WWF-Rabobank in India FY 15-17 (NL:200751)	16,53,416.18	15,17,069.03
BCI Growth & Innovation Foundation (BCI GIF)-Punjab	1,61,12,030.63	-
Warangal Cotton Project - Phase II	44,27,650.37	61,00,048.86
Promotion of Water Stewardship in Cotton Growing area of Mah	49,67,952.80	67,04,190.00
Sustainable Cotton based Agroforestry System	47,23,008.00	-
Biodiversity & Sustainable Cotton Production System	51,15,000.00	-
Enhancing Adaptive capacity of farmers by developing WRCPS	42,34,288.00	-
Sustainable Cotton Initiative 2017-18	15,47,736.00	-
Promotion of Web and Android based DSS in Gujarat	37,89,280.00	-
Organic Cotton Production in Satpuda Pench Wildlife Corrido	1,07,44,890.45	1,28,91,561.78
	<b>7,78,35,826.19</b>	<b>3,66,44,164.10</b>
<b>TRADE RECORDS ANALYSIS OF FAUNA &amp; FLORA IN COMMERCE (TRAFFIC)</b>		
TRAFFIC - India General Fund	17,80,528.76	22,57,522.26
Optimising Capacities for Combating illegal Tiger Trade IND	1,42,39,392.20	80,85,426.72
Biodiversity Conservation and Sustainable Livelihoods: MAPs	-	29,655.75
Zoohackathon	2,58,800.00	-





<b>RECEIPTS</b>	<b>2017-18</b>	<b>2016-17</b>
Strengthening Tiger Conservation in India by Breeding(14-16)	-	8,35,842.00
	<b>1,62,78,720.96</b>	<b>1,12,08,446.73</b>
<b>IGCMC</b>		
IGCMC PROFESSIONAL WORK (FC)	-	2,22,867.23
LHI Regional Spatial Analysis using IRS Data	-	34,22,584.30
	-	<b>36,45,451.53</b>
<b>SUSTAINABLE BUSINESS AND OTHERS</b>		
Expanding MTI Scope in India for Forestry	-	30,12,235.92
Other fund to achieve the object of trust	65,254.75	3,11,841.17
Education and Awareness Programme on Climate change	-	95,981.70
Conservation the aquatic resources diversity (Dolphin)	5,00,000.00	5,00,000.00
Sustainable Finance in India	11,66,824.44	-
Market Transformation Initiative (MTI)-India FY15-16 (IND0192)	-	23,95,449.07
Interest on FC Time Deposit, Designated Saving Bank and UtilizationA/c	88,76,918.97	89,08,324.85
Waste Paper Recovery & Recycling (IKEA)	27,432.13	28,06,031.23
WWF India Strategy & Organization Planning (14-17)	5,95,07,818.21	5,05,59,936.69
Travel Recoverable/Expenses Recoverable	17,69,226.73	17,65,732.51
Consumer Awareness Campaign for FSC Paper in India	-	21,96,561.04
PG Diploma in Environmental Law & Policy	50,480.00	62,941.48
TAI- Legal Study on Rangers (CEL)	6,21,000.00	-
Legal Mapping for Landscape Restoration ( CEL)	-	16,25,611.09
Digital Unity Programme in School of Sunderbans	1,48,700.00	1,43,525.00
EK Prithvi (ATKINS)	-	25,00,000.00
GFTN-India; International Paper	99,365.77	9,12,261.87
WWF-India's One Planet Academy (EE)	-	29,50,970.00
MTI SIDA Phase II Palm Oil India FY 15-18	30,51,606.00	27,45,166.01
Conservation of Olive Ridley Sea Turtle AP	-	12,00,000.00
Ek Prithvi - Citi Bank	1,00,00,000.00	-
	<b>8,58,84,627.00</b>	<b>8,46,92,569.63</b>
<b>TOTAL - B</b>	<b>42,84,32,810.28</b>	<b>54,57,68,266.04</b>
<b>GRAND TOTAL ( A + B )</b>	<b>62,75,88,321.03</b>	<b>69,85,23,326.78</b>





# WORLD WIDE FUND FOR NATURE - INDIA

FCRA NO. 231660074 DATED 7.9.2000

RECEIPTS AND PAYMENTS ACCOUNT FOR THE YEAR 2016-2017

PAYMENTS	2017-18	2016-17
<b>EXPENSES ON CONSERVATION OF NATURE AND NATURAL RESOURCES THROUGH EDUCATIONS, SEMINARS, REPORTS, CONDUCT OF STUDIES RESEARCH ETC.</b>		
<b>TIGER &amp; WILDLIFE CONSERVATION PROGRAMME</b>		
Save the Environment and Regenerate Vital Employment(Darjeeling Reforest)	47,86,415.00	55,31,414.00
Tiger Conservation Programme(Neik)	80,812.00	3,11,955.00
Conservation of the Red Panda	79,384.00	2,26,742.00
Assam Species Conservation-Rhino	3,55,582.00	48,70,267.00
Conserving Threatened Species of WAL (SONY INDIA P LTD.)	70,00,696.00	36,69,581.00
Rhino Range Expansion in the State of U.P.,TAL (USFWS)	11,66,596.00	8,100.00
LHI Positions based in WWF India	7,05,644.00	26,08,423.00
WWF INDIA-MFA	-	11,77,173.00
Transcending Boundaries for Tiger Recovery: Nepal & India	51,89,951.00	24,76,743.00
Tigers in Satpuda Maikal Landscape	4,09,47,524.00	3,63,25,917.00
Tiger Travel Grant	3,83,737.00	16,54,840.00
Managing Human Elephant Conflict in India-Scaling up at Nati	27,70,494.00	84,89,964.00
Protecting the Tiger of Ranthambore	19,08,962.00	68,57,182.00
Snow Leopard Leader FY 15	4,60,934.00	24,68,434.00
Sundarban Bio. Reserve Directorate to Enhance TIG (USFWS)	21,58,455.00	2,00,488.00
Linking Communities & Conservation in Sunderbans Landscape	1,47,000.00	10,93,802.00
Return of the Queen	1,90,65,371.00	11,99,266.00
Supporting Wildlife Conservation activities ,The North Bank	1,99,380.00	-
Return of the King - Phase II - (WWF India Component)	-	4,11,32,802.00
SML-Tiger Conservation	6,86,959.00	-
Indian Rhino Vision 2020-Manas & Translocation	-	3,21,627.00
Restoring Indian Rhinos to their Historical Range	-	8,99,862.00
Tigers in the Western Ghats	3,55,34,593.00	2,47,55,118.00
Apple Funding-Expand Community Based Conservation in Arunach	17,15,186.00	1,62,207.00
Ensuring Continues Functionality of the Critical Kanchanjuri	1,90,000.00	-
Ecosystem of the Beki Manas (Chamkar Chu)river in Assam	8,47,955.00	8,57,986.00
Project CAT in India-Year 1	75,59,079.00	-
Indian Rhino Vision 2020-Preparing Laokhowa Wildlife Santuar	-	3,30,198.00
Snow Leopard SAP Leader Support	21,93,830.00	4,29,672.00
Promoting Rhino Conservation in Assam	1,29,965.00	13,87,499.00
Conservation Initiatives in Selected TransboundaryLandscapes	33,86,237.00	-
Wildlife Learning Between WWF-I Elephant Conservation Coord.	-	1,35,754.00
Reducing Vulnerability Wild Red Panda Habitat & Popl. in KCL	7,91,719.00	-
TIGER - TAI - SHG & CATS Meeting	-	86,945.00
Engaging the Services of Ajay Desai advisor at WII, Dehradun	-	4,79,028.00
Protecting the Tigers of Kaziranga Tiger Reserve	65,22,780.00	-
Return of the King-II Phase-II	5,79,71,268.00	1,45,48,979.00
Tiger Conservation Fund	50,000.00	5,60,234.00
Assam Species Conservation 2017-18	80,40,278.00	-
Terai Arc Landscape	1,31,01,016.00	2,28,93,655.00
Initiatives Brahmaputra & Manas Basin-India	21,17,784.00	-
Linking Communities & Conservation in Kaziranga Karbi Anglon	-	15,09,915.00
Digital Unify for Kids (DU4K)-WHL	30,550.00	-
IRV 2020-Securing Rhinos & their Habitat in Assam	-	3,15,214.00
Improving Conservation Efforts for One Horned Rhinos, Assam	20,01,366.00	-
Tiger Network Initiative-WWF India Tiger NI Coordinator(New)	39,06,272.00	50,16,475.00
Assam Species Conservation	2,40,383.00	68,79,446.00
Conservation & adaptation in Asia's High Mountain Landscapes	1,02,255.00	43,01,033.00
Human-Elephant Conflict in South-West Bengal	2,18,317.00	-
Tiger India 2014-2015	2,33,29,979.00	2,06,75,019.00
Integrated Approach to Prioritize Tiger Habitat Mgt. in SUND	17,04,708.00	-
	<b>25,97,79,416.00</b>	<b>22,68,48,959.00</b>
<b>FRESHWATER &amp; WETLANDS CONSERVATION PROGRAMME</b>		
Better Cotton Fast Track Programme	-	96,18,231.00
Water School; Sanitation- Health & Hygiene	-	1,58,626.00





<b>PAYMENTS</b>	<b>2017-18</b>	<b>2016-17</b>
Water School Swarovski	-	9,15,489.00
Management Plan Bhimbandh & Valmiki Reserve	1,77,617.00	1,31,851.00
	<b>1,77,617.00</b>	<b>1,08,24,197.00</b>
<b>CLIMATE CHANGE PROGRAMME</b>		
National Targets: Paris & Beyond (UF 54)	-	9,62,991.00
EHCC 2016-INDIA	-	40,04,938.00
India Climate & Energy Programme Funding 2016	38,09,626.00	29,94,796.00
EHCC 2015-INDIA	1,13,949.00	27,75,654.00
EHCC 2017	45,42,347.00	-
Climate & Energy Programme Support 2015	-	44,80,523.00
GCEI: Coordinator, Energy Access in Developing Countries	-	11,72,131.00
Clean Energy Revolution in India: Rooftop Solar (Workshop)	-	53,798.00
Promoting RE Energy Powered Transportation in Sunderbans	17,55,843.00	1,92,761.00
India Climate & Energy Programme Funding 2017	6,74,957.00	-
Support for Renewable Energy Projects	33,75,944.00	22,19,842.00
Securing the Promise of Paris	22,06,036.00	9,46,955.00
Climate Change Adaptation (Climate Fund)	-	2,04,280.00
Climate Solver+: Taking Climate Innovation to Scale in India	80,19,190.00	16,05,814.00
	<b>2,44,97,892.00</b>	<b>2,16,14,483.00</b>
<b>HSBC- LIVING GANGA</b>		
Swarovski Water Schools India	41,76,094.00	10,05,222.00
HSBC - Rivers for Life, Life for Rivers	2,02,39,012.00	4,47,00,544.00
Supply Chain Mapping of Tanneries in the Ganga basin	9,06,586.00	-
Conservation of PERI-Urban Wetlands of Bangalore	1,18,24,817.00	1,08,24,112.00
Restoring the Ganges Healthier Rivers for Safe Wayer	-	52,36,051.00
Restoration & Conservation of Urban Wetlands in Karnataka	42,00,294.00	27,33,396.00
Supply Chain Mapping of Tanneries in Ganga Basin	-	8,84,250.00
Rivers for Life, Life for Rivers (2017-2019)	1,97,36,303.00	-
Indian Wild Rivers	10,14,395.00	4,21,139.00
	<b>6,20,97,501.00</b>	<b>6,58,04,714.00</b>
<b>IGCMC</b>		
LHI Regional Spatial Analysis using IRS Data	-	44,03,892.00
IGCMC Professional Work (FC)	24,904.00	1,88,517.00
	<b>24,904.00</b>	<b>45,92,409.00</b>
<b>SUSTAINABLE LIVLIHOOD PROGRAMME</b>		
National SDG Influencing-India	26,45,682.00	13,66,252.00
Capacitate Youth on Clean Energy Technologies & Promote Skill	4,50,926.00	8,02,152.00
Community & Critical Corridors	3,47,355.00	2,53,717.00
	<b>34,43,963.00</b>	<b>24,22,121.00</b>
<b>OCEANS &amp; COASTS PROGRAMME</b>		
Supervision of the Skipjack Pole & Line Fishery in Lakshadwe	-	5,38,832.00
FIP Implementation for Indian Oil Sardine for MSC Certificat	2,78,000.00	2,90,383.00
MTI SIDA Phase-II FIP MSC Impacts India	4,45,949.00	4,31,188.00
Travel Grant	1,19,611.00	2,37,319.00
Towards Sustainable Shark Fisheries in India	4,84,250.00	-
Sustainability of Baitfish & Tuna Fisheries in Lakshadweep	6,71,861.00	-
ASC Improvement Measures for Indian Shrimp	49,59,938.00	36,72,988.00
	<b>69,59,609.00</b>	<b>51,70,710.00</b>
<b>CLIMATE ADAPTATION AND COASTAL ECOSYSTEMS</b>		
Energy Access Plan for sustainable Develop.	-	1,95,931.00
Sahasra Jyoti	1,50,94,985.80	42,53,133.20
Organization & Documentation of SAWI: Sunderbans Focus Area	15,371.00	10,30,664.00
	<b>1,51,10,356.80</b>	<b>54,79,728.20</b>
<b>SUSTAINABLE AGRICULTURE</b>		
Maharastra SCI Ikea (NEW)	94,55,918.00	1,64,15,498.00
Promotion of Water Stewardship in Cotton Growing area of Mah	56,73,587.00	64,57,774.00
Technical Support to GSWMA for Sustainable Cotton Production	-	14,61,856.00
Organic Cotton Production in Satpuda Pench Wildlife Corrido	1,34,33,449.00	1,18,38,601.00
Partnership WWF-Rabobank in India FY 15-17 (NL:200751)	11,31,159.00	51,85,971.00
BCI Growth & Innovation Foundation (BCI GIF)-Punjab	1,53,81,603.00	-
Sustainable Cotton based Agroforestry System	16,97,653.00	-
Biodiversity & Sustainable Cotton Production System	17,74,406.00	-
Enhancing Adaptive capacity of farmers by developing WRCPS	28,68,759.00	-
Sustainable Cotton Initiative 2017-18	27,23,978.00	-
Promotion of Web and Android based DSS in Gujarat	22,31,918.00	-
Warangal Cotton Project - Phase III	51,24,694.00	45,03,698.00
	<b>6,14,97,124.00</b>	<b>4,58,63,398.00</b>






PAYMENTS	2017-18	2016-17
<b>TRADE RECORDS ANALYSIS OF FAUNA &amp; FLORA IN COMMERCE</b>		
Traffic Projects	11,93,530.00	35,99,330.00
Zoohackathon	2,58,800.00	-
Responsible Asia Forestry and Trade Program II	-	1,20,021.00
Optimising Capacities for Combating illegal Tiger Trade IND	1,15,88,777.00	84,02,139.00
Wildlife Trade Monitoring for Actionable Information	-	2,51,370.00
Strengthening Tiger Conservation in India by Breeding(14-16)	-	12,93,360.00
	<b>1,30,41,107.00</b>	<b>1,36,66,220.00</b>
<b>SUSTAINABLE BUSINESS AND OTHERS</b>		
Support for CSR Capacity	-	6,69,939.60
Expanding MTI Scope in India for Forestry	13,10,715.00	8,63,580.00
Market Transformation Initiative (MTI)-India FY15-16 (IND0192)	4,61,871.00	6,07,880.00
Sustainable Finance in India	6,15,203.00	-
BD Southern Western Ghats	23,540.00	-
Bio-Diversity fund	-	-
Bush light Optimized Model for remote	11,80,454.00	1,43,566.00
Other fund to achieve the object of trust	65,254.75	3,11,841.00
Corporate Procurement of Renewable Energy in India	9,98,706.00	-
General Conservation Fund	-	70,608.00
WWF India Strategy & Organization Planning (14-17)	6,03,68,131.00	7,05,41,968.61
MTI SIDA Phase II Palm Oil India FY 15-18	47,57,739.00	28,77,294.00
TAI- Legal Study on Rangers (CEL)	5,47,930.00	-
Seafood Sustainability Pilot Project for Hyatt Hotels	-	1,63,032.00
Review of Good Practices in Hydropower Sector	-	7,76,266.00
GFTN- India Participation Agreement: ITC	1,20,198.00	6,70,980.00
Scoping Study on Timber & Wood Product in India (IKEA)	30,14,881.00	12,89,138.00
GFTN-India; International Paper	8,06,828.00	4,05,785.00
Expanding MTI Scope in India for Sugarcane	1,10,53,221.00	17,24,865.00
Strategic Institutional Support for WWF India	35,641.00	-
FCRA Interest utilization for Administration	58,38,480.00	47,90,495.00
PG Diploma in Environmental Law & Policy	50,480.00	62,941.00
Digital Unity Programme in School of Sunderbans	1,22,172.00	1,30,674.00
Management of Human Elephant Conflict (WBSO & NEPAL)	-	3,93,802.86
Legal Mapping for Landscape Restoration ( CEL)	2,19,614.00	14,05,997.00
Travel Recoverable/Expenses Recoverable	17,69,226.73	17,65,733.00
Conservation the aquatic resources diversity (Dolphin) New	1,79,302.00	-
Conservation the aquatic resources diversity (Dolphin)	2,71,858.00	3,36,505.00
Consumer Awareness Campaign for FSC Paper in India	2,80,340.00	5,16,956.00
Solar based solutionfor energy	72,950.00	-
WWF-India's One Planet Academy (EE)	-	38,88,674.00
Conservation of Olive Ridley Sea Turtle AP (Ocean)	-	10,36,918.00
Legacy Marketing Activity	-	67,500.00
Education for Sustainable development (W S Atkins)	-	40,500.00
EK Prithvi (ATKINS)	17,46,799.00	11,61,900.00
EK Prithvi (-Delhi) Citi	65,156.00	-
Education and Awareness Programme on Climate change(APSO)	17,572.00	38,720.00
Conservation of Olive Ridley Sea Turtle Orrisa (Infosys)	-	3,26,817.76
	<b>9,59,94,262.48</b>	<b>9,70,80,876.83</b>
<b>Total A</b>	<b>54,26,23,752.28</b>	<b>49,93,67,816.03</b>
<b>CLOSING BALANCE B</b>	<b>8,49,64,568.75</b>	<b>19,91,55,510.75</b>
<b>TOTAL (A + B)</b>	<b>62,75,88,321.03</b>	<b>69,85,23,326.78</b>


In Terms of our Report of even date attached.

For & on Behalf of World Wide Fund for Nature - India

  
Ravi Singh  
Secretary General & CEO

  
Vivek Dayal  
Director - Finance



  
J. A. Martins  
M. No. 082051  
Proprietor  
J. A. Martins & Co.  
Chartered Accountants  
Firm Regn. No 010860N

Place: New Delhi

Date: 20 December 2018