

WORLD WIDE FUND FOR NATURE - INDIA

OLD NO. : FCRA NO: II/21022/68(905)/85-FCRA-III DATED 14-8-85

NEW NO. : F. NO. : II/21022/83(92)/2000-FCRANO.231660074 DATED 7.9.2000

BALANCE SHEET AS AT MARCH 31, 2015

(Amount in rupees)

LIABILITIES	2014-15	2013-14
General Fund (Represented By Fixed Assets)	92,995,257.00	86,176,835.00
UNSPENT PROGRAMMES / PROJECTS BALANCES		
TIGER & WILDLIFE CONSERVATION PROGRAMME		
Save the Environment and Regenerate Vital Employment(Darjeeling Reforest)	4,573,827.50	2,546,520.00
Tiger- TAI - SHG & Cats Meeting	163,885.00	1,433,849.00
Tiger & Wildlife -SCAPES	8,065.00	666,756.00
Indian Rhino Vision 2020 Project	825,047.00	825,047.00
Linking Communities & Conservation in two Priority Tiger Lan		4,581,295.00
Towards Achieving LHGI Goals:India Perspective		1,420,115.00
Conservation of the Red Panda	241,165.00	
Indian Rhino Vision 2020-Translocations	1,741,940.00	
Tiger India 2014-2015	4,566,226.00	
Ensuring Continues Functionality of the Critical Kanchanjuri	190,255.00	2,920,863.00
Tiger Conservation in the Corbett Landscape	5,132,933.00	5,531,149.00
LHI Positions based in WWF India	3,412,231.00	
Tigers in Satpuda Maikal Landscape	11,397,417.00	
Strengthening Protection and Monitoring Capabilities for Lion	1,000,581.00	2,807,125.00
Indian Rhino Vision 2020-Manas & Translocation		476,692.00
FY14 Rhodis Workshop, India	22,805.00	
Neik Conservation Centre	1,770,504.00	1,899,605.00
Balaghat Tigers	737,997.00	2,354,030.00
Tiger Conservation Fund	2,239,902.00	3,117,039.00
Strengthening Red Panda Conservation in Sikkim, India		1,258,272.00
Stop the Bleeding		1,705,765.00
Tigers in the Western Ghats	1,346,156.00	
WWF INDIA-MFA	3,168,977.00	
Terai Arc Landscape - New	46,426.00	
Terai Arc Landscape	7,453,062.00	
Linking Communities & Conservation in Kaziranga Karbi Anglon	1,052,592.00	
Indian Rhino Vision 2020-Preparing Laokhowa Wildlife Santuar	429,548.00	3,415,555.00
HEC Management Work in Assam, India		1,091,750.00
IRV 2020-Securing Rhinos & their Habitat in Assam	2,819,660.00	
Conserving Threatened Species of WAL (SONY INDIA P LTD.)	4,000,000.00	
Climate Change Adaptation & Red Panda		
Economic & Ecological Valuation of TAL in Uttarakhand, India	1,160,359.00	
SML - Biogas, Smokeless Stove & Education		
Return of the king		2,890,551.00
Indian Rhino Vision 2020	1,280,053.00	1,333,968.00
Return of the King - Phase II - (WWF India Component)	9,465,271.00	25,307,454.00
Supporting Willife Conservation activities ,The North Bank	199,380.00	199,380.00
Community-Led Conservation in Buffer Village of Tadora in MH	244,263.00	357,824.00
Securing Kanchanjuri Corridor Kaziranga National Park		
Create to Inspire Fellowship Program	764,717.00	1,910,643.00
WWF India Solvatten Project	47,464.00	47,464.00
Trainer on tactical protection and law enforcement monitorin	1,351,470.00	1,785,430.00
Enhanced Understanding of HTC to Support TC in Sunderban		761,805.00
Strengthening Protection for Securing Tigers in Manas & NE	756,664.00	1,371,172.00
Flood Related Emergency work in Assam		
Human Elephant conflict mitigation in selected areas		803,533.00
Analysis of Human-Elephant Conflict and its Mitigation NEGL	1,377,271.00	1,765,140.00
Support for Rhino Conservation in Orang National Park		704,499.00
Tiger Network Initiative-WWF India Tiger NI Coordinator(New)	3,816,717.00	3,061,077.00
Indian Rhino Vision 2020 Monitoring Vehicle for Manas Nation	205,871.00	205,871.00
Conservation & adaptation in Asia's High Mountain Landscapes		1,383,653.00
Tiger Conservation in India-Sweden	48,248.00	612,913.00
	79,058,949.50	82,553,804.00



LIABILITIES	2014-15	2013-14
FRESHWATER & WETLAND CONSERVATION PROGRAMME		
Water School; Sanitation- Health & Hygiene	1,394,726.00	1,810,124.00
Water School Swarovski	4,652,944.00	10,606,416.00
Better Cotton Fast Track Programme	2,636,225.00	1,316,032.00
University of Tokyo	564,493.00	656,109.00
Management Plan Bhimbandh & Valmiki Reserve	805,289.00	86,120.00
	10,053,677.00	14,474,801.00
CLIMATE CHANGE PROGRAMME		
Climate Solver Project Support	122,727.00	122,727.00
Climate Adaptation Fund	856,254.00	1,632,538.00
GCEI: Coordinator, Energy Access in Developing Countries	1,080,216.00	
GCEI-Multi-Year Plan for GCEI; Low Carbon Energy Devp.(NORAD)	3,056,019.00	
Clean Energy Tech	-	520,122.00
WWF India Climate & Energy Programme Funding 2013	3,185,322.00	6,123,126.00
New Global Deal NI- National advocacy	-	163,553.00
Iconic- Biogas	272,361.00	857,200.00
EHCC 2014-INDIA	1,057,267.00	
GCEI: Devp. Coord. Strategies on Energy Access Act. in Devp.	440,493.00	
Global Climate & Energy Initiative (NORAD)	10,182.00	
Climate & Energy Programme Support 2014	4,568,381.00	
Climate & Energy Programme Support 2012	800,699.00	1,583,331.00
Earth Hour City Challenge Support to WWF India & ICLEI India	59,412.00	2,347,934.00
	15,509,333.00	13,350,531.00
HSBC- LIVING GANGA		
HSBC - Rivers for Life, Life for Rivers	5,692,959.00	6,559,597.00
Life for Rivers Initiative	-	1,200,000.00
Supply Chain Mapping of Tanneries in the Ganga basin	1,098,264.00	
	6,791,223.00	7,759,597.00
REGIONAL PROGRAMME		
Saving Wetland Sky High-India	3,830,702.00	4,167,140.00
Saving Wetland Sky High-Regional	2,633,884.00	3,347,631.00
	6,464,586.00	7,514,771.00
SUSTAINABLE LIVLIHOOD PROGRAMME		
WWF India Engagement with CBD COP 11		99,576.00
Community & Critical Corridors		73,742.00
WWF INDIA-SD4C Workshop	549,135.00	
	549,135.00	173,318.00
OCEANS & COASTS PROGRAMME		
Global Bycatch Addressing Turtle Bycatch in Orissa		-
Ashtamudi Clam Fishery & FIP For the Oil	6,526.00	73,381.00
	6,526.00	73,381.00
SUSTAINABLE AGRICULTURE		
Technical Support to GSWMA for Sustainable Cotton Production	3,031,830.00	-
Maharashtra SCI Ikea (NEW)	8,546,550.00	4,491,966.00
Training Programme for Trident AFPRO & other Org.	10,832.00	79,923.00
Sustainable Agriculture in India	77,345.00	2,470,077.00
Promotion of Water Stewardship in Cotton Growing area of Maharashtra	3,066,243.00	
	14,732,800.00	7,041,966.00
TRADE RECORDS ANALYSIS OF FAUNA & FLORA IN COMMERCE (TRAFFIC)		
Traffic Projects	292,357.00	932,935.00
Strengthening Tiger Conservation in India		
Responsible Asia Forestry and Trade Program II	120,021.00	120,021.00
Conservation & Adaptation in Asia's High Mountain Landscapes	1,282,393.00	306,524.00
Halting Supply Side Tiger trade (Japan)	6,600.00	6,600.00
Traffic - SAWEN	3,120,490.00	2,886,989.00
Strengthening Tiger Conservation in India by Breeding(14-16)	1,887,477.00	
Wildlife Trade Monitoring for actionable information	787,491.00	
	7,496,829.00	4,253,069.00
CLIMATE ADAPTATION AND COASTAL ECOSYSTEMS		
Transforming the Transport Sector in Sunderbans	13,400.00	110,641.00
Sunderbans Delta Vision	352,731.00	471,005.00
Energy Access Plan for sustainable Develop.	1,104,961.00	
	1,471,092.00	581,646.00




LIABILITIES	2014-15	2013-14
OTHERS		
ABB Local Initiatives	2,357,837.00	2,286,174.00
BD Southern Western Ghats	2,024,705.00	2,024,704.00
Other fund to achieve the object of trust	-	377,824.00
Travel Reimbursement	75,093.00	
Bio-Diversity Fund	1,622,549.00	1,731,219.00
Bush light Optimized Model for Remote Village Electrification	1,435,844.00	1,531,885.00
General Conservation Fund	1,886,346.00	1,710,605.00
MTI SIDA - Palmoil India	809,036.00	258,052.00
Legacy Marketing Activity	425,022.00	425,022.00
Expanding MTI Scope in India for Sugarcane	-	4,998,630.00
Consumer Awareness Campaign for FSC Paper in India	-	4,436,857.00
Review of Good Practices in Hydropower Sector	897,983.00	897,983.00
Interest on FC Time Deposit and Saving Bank	-	4,989,957.00
Expanding MTI Scope in India for Forestry	1,875,214.00	3,471,634.00
MTI - Implementation	247,847.00	1,064,160.00
Scoping Study on Timber & Wood Products in India (IKEA)	1,495,072.00	
Global Climate and Energy Initiative (GCEI) Campaign Policy	65,527.00	1,514,868.00
Strategic Institutional Support For WWF India F 2 F	35,641.00	35,641.00
Strategic Institutional Support for WWF India	785,350.00	1,049,356.00
Support for CSR Capacity	-	656,779.00
WWF INDIA -Strategy & Organization Planning	-	5,719,710.00
MTI SIDA Phase II Palm Oil India FY 15-18	849,520.00	
Market Transformation Initiative (MTI)-India FY15 (IND0192)	819,833.00	
Management of Human Elephant Conflict (WBSO & NEPAL)	2,228,279.50	
Conservation of Olive Ridley Sea Turtle Orrisa	56,393.00	
WWF India Strategy & Organization Planning (14-17)	17,866,308.00	
	37,859,399.50	39,181,060.00
TOTAL	272,988,807.00	263,134,779.00

ASSETS	AS on 31.03.2015	As on 31.03.2014
Fixed Assets - as per schedule-1	92,995,257.00	86,176,835.00
Investments	83,927,659.00	26,194,610.00
Grant receivable	18,321,201.00	5,532,977.00
Loans & Advances	16,641,029.00	17,108,168.00
Advances with projects in field	-	53,309,742.00
Balance with Banks		
FCRA designated saving Account 5,06,258		
FCRA utilisation saving accounts 25,16,703		
Fixed Deposits with banks 5,80,80,700	61,103,661.00	74,812,447.00
TOTAL	272,988,807.00	263,134,779.00

In Terms of our Report of even date attached.

For & on behalf of World Wide Fund for Nature- India


Ravi Singh
Secretary General & CEO


Vivek Dayal
Director-Finance




J.A. Martins
M. No. 082051
Proprietor
J.A. Martins & Co.
Chartered Accountants
Firm Regn. No. 010860N

Place: New Delhi
Date : 18-12-15

WORLD WIDE FUND FOR NATURE - INDIA

INCOME AND EXPENDITURE ACCOUNT FOR THE YEAR 2014-15	Income		Expenditure	
Particulars	2014-15	2013-14	2014-15	2013-14
TIGER & WILDLIFE CONSERVATION PROGRAMME				
Save the Environment and Regenerate Vital Employment(Darjeeling	4,243,133.00	3,040,488.63	4,243,133.00	3,040,488.63
Tiger Conservation Programme(Neik)	129,101.00	552,041.00	129,101.00	552,041.00
Tiger Travel Grant	230,786.00	377,552.00	230,786.00	377,552.00
Kunki Support in Assam		1,625,250.00		1,625,250.00
Balaghat Tigers	1,616,033.00		1,616,033.00	-
Tiger & Wildlife -SCAPES		1,919,995.00		1,919,995.00
North Bank landscape Conservation Programme & Expansion of Manas Reserve.		1,354,998.00		1,354,998.00
Indian Rhino Vision 2020-Translocations	605,306.00		605,306.00	-
Tiger India 2014-2015	20,576,140.00		20,576,140.00	-
Ensuring Continues Functionality of the Critical Kanchanjuri	2,730,608.00	195,578.00	2,730,608.00	195,578.00
Indian Rhino Vision 2020	53,915.00	1,261,495.00	53,915.00	1,261,495.00
Conservation of the Red Panda	72,576.00		72,576.00	-
Global Tiger Forum		525,313.00		525,313.00
Strengthening Protection and Monitoring Capabilities for Lion	1,812,044.00	458,776.00	1,812,044.00	458,776.00
Elephant Habitat Improvement in Nandhor		40,921.00		40,921.00
Return of the King - Phase II - (WWF India Component)	40,790,251.00	928,793.00	40,790,251.00	928,793.00
Supporting Antipoaching Measures for Tiger conservation in Pilibhit		574,654.00		574,654.00
Terai Arc Landscape - New	522,478.00	11,534,058.00	522,478.00	11,534,058.00
Restoration of degraded habitat in Manas Tiger Reserve		106,952.00		106,952.00
Create to Inspire Fellowship Program	1,145,926.00	26,640.00	1,145,926.00	26,640.00
Economic & Ecological Valuation of TAL in Uttarakhand, India	572,806.00		572,806.00	
SML-Tiger Conservation	13,010,033.00	21,414,474.00	13,010,033.00	21,414,474.00
Tiger Conservation Fund	2,349,338.00		2,349,338.00	
Indian Rhino Vision 2020-Manas & Translocation	476,692.00	540,328.00	476,692.00	540,328.00
Bea Barrett Tiger Emergency Fund		840,000.00		840,000.00
FY14 Rhodis Workshop, India	659,893.00		659,893.00	-
Tiger Conservation in India-Sweeden	581,412.00	24,653,493.00	581,412.00	24,653,493.00
Tiger Appeal Fund		197,452.00		197,452.00
Trainer on tactical protection and law enforcement monitoring	433,960.00	213,352.00	433,960.00	213,352.00
Indian Rhino Vision 2020-Preparing Laokhowa Wildlife Santuar	2,986,007.00	11,156.00	2,986,007.00	11,156.00
HEC Management Work in Assam, India	1,091,750.00	621,692.00	1,091,750.00	621,692.00
SML - Biogas, Smokeless Stove & Education		549,532.00		549,532.00
Supporting Wildlife Conservation Activities in Northern India		466,600.00		466,600.00
IRF- Indian Rhino Vision 2010 Translocation		598,326.00		598,326.00
Tiger & Wildlife -SCAPES	2,299,673.00		2,299,673.00	
Return of the king	9,223,271.00	9,251,706.00	9,223,271.00	9,251,706.00
TIGER - TAI - SHG & CATS Meeting	1,269,964.00	198,677.00	1,269,964.00	198,677.00
Kaziranga - Karbilong landscape Conservation		849,593.00		849,593.00
SML-Tiger Conservation-(Canada)		152,143.00		152,143.00
Climate Change Adaptation & Red Panda		1,613,326.00		1,613,326.00
Securing Community owned Forest for Long-Term Conservation	1,545,971.00		1,545,971.00	-
Stop the Bleeding	9,747,937.00	17,533,025.00	9,747,937.00	17,533,025.00
Linking Communities & Conservation in two Priority Tiger Lan	4,581,295.00	5,015,705.00	4,581,295.00	5,015,705.00
Strengthening Red Panda Conservation in Sikkim, India	1,258,271.00	267,229.00	1,258,271.00	267,229.00
Tiger Conservation Fund		4,852,416.00		4,852,416.00
LHI Positions based in WWF India	1,320,218.00		1,320,218.00	-
Tigers in Satpuda Maikal Landscape	7,784,122.00		7,784,122.00	-
Tiger Conservation in the Corbett Landscape	398,216.00	2,593,788.00	398,216.00	2,593,788.00
Tigers in the Western Ghats	8,357,189.00		8,357,189.00	-
Securing Kanchanjuri corridor Kaziranga National Park		294,686.00		294,686.00
Towards Achieving LHGI Goals:India Perspective	1,945,120.00	3,136,376.00	1,945,120.00	3,136,376.00
Conservation of Rhinos, Elephants & Tigers in NBL & KKL	4,714,825.00		4,714,825.00	-
Terai Arc Landscape	629,380.00		629,380.00	-
Enhanced Understanding of HTC to Support TC in Sunderban	761,578.00	1,243,955.00	761,578.00	1,243,955.00
Facilitating Tiger Conservation in Pilibhit Tiger Reserve		897,594.00		897,594.00
Strengthening Protection for Securing Tigers in Manas & NE	1,370,742.00	3,925,626.00	1,370,742.00	3,925,626.00
Flood Related Emergency work in Assam		2,547,424.00		2,547,424.00
Human Elephant conflict mitigation in selected areas	800,761.00	1,770,624.00	800,761.00	1,770,624.00
Analysis of Human-Elephant Conflict and its Mitigation NEGL	387,869.00	810,759.00	387,869.00	810,759.00
Support for Rhino Conservation in Orang National Park	702,114.00	799,695.00	702,114.00	799,695.00
Tiger Network Initiative-WWF India Tiger NI Coordinator(New)	5,035,692.00	3,894,381.00	5,035,692.00	3,894,381.00
IRV 2020-Securing Rhinos & their Habitat in Assam	294,480.00		294,480.00	-
Conservation & adaptation in Asia's High Mountain Landscapes	3,311,391.00	2,585,932.00	3,311,391.00	2,585,932.00
Communities for Tigers: Ranthambore Tiger Reserve				-
Community-Led Conservation in Buffer Village of Tadora in MH	113,561.00	122,349.00	113,561.00	122,349.00
Linking Communities & Conservation in Kaziranga Karbi Anglon	209,600.00	-	209,600.00	-
	164,753,428.00	138,986,918.63	164,753,428.00	138,986,918.63



INCOME AND EXPENDITURE ACCOUNT FOR THE YEAR 2014-15		Income		Expenditure	
Particulars	2014-15	2013-14	2014-15	2013-14	
FRESHWATER & WETLANDS CONSERVATION PROGRAMME					
Better Cotton Fast Track Programme	13,534,197.00	14,278,924.00	13,534,197.00	14,278,924.00	
Yamuna & Ganges River project (TRRT)					
University of Tokyo Project	91,616.00	367,385.00	91,616.00	367,385.00	
Bio Monitoring of Freshwater Resources(Nokia)		300,903.00		300,903.00	
GHG Emissions					
Decent Work Scoping Study					
EC- Thirsty Crops		1,791,400.00		1,791,400.00	
Management Plan Bhimbandh & Valmiki Reserve	2,475,991.00	3,154,823.53	2,475,991.00	3,154,823.53	
Water School Swarovski	6,368,871.00	5,732,007.00	6,368,871.00	5,732,007.82	
Regional Initiative for Conservation of BMCin India					
Cotton Picking Bags		123,000.00		123,000.00	
Management Plan Bhimbandh & Valmiki Reserve					
	22,470,675.00	25,748,442.53	22,470,675.00	25,748,443.35	
TOXICS PROGRAMME					
APSF Environment Chemicals		639,977.00		639,977.00	
	-	639,977.00	-	639,977.00	
CLIMATE CHANGE PROGRAMME					
GCEI: Coordinator, Energy Access in Developing Countries	3,400,057.00		3,400,057.00		
Climate Solver Project Support		69,672.00		69,672.00	
GCEI-Multi-Year Plan for GCEI;Low Carbon Energy Devp.(NORAD)	9,129,516.00		9,129,516.00		
Low Carbon Growth Policy Tracker for States		1,595,861.00		1,595,861.00	
New Global Deal NI-2	163,553.00	1,815,712.00	163,553.00	1,815,712.00	
Global Climate and Energy Initiative		1,250,000.00		1,250,000.00	
EHCC 2014-INDIA	2,846,045.00		2,846,045.00		
GCEI: Devp. Coord. Strategies on Energy Access Act. in Devp.	196,471.00		196,471.00		
Climate Change Adaptation (Climate Fund)		696,100.00		696,100.00	
Global Climate & Energy Initiative (NORAD)	26.00	6,827,379.00	26.00	6,827,379.00	
Research Study on Low Carbon Development Pathways for Sust.		3,899,186.00		3,899,186.00	
Climate & Energy Programme Support 2012	2,873,031.00	2,023,620.00	2,873,031.00	2,023,620.00	
Earth Hour City Challenge Suppor to WWF India & ICLEI India		819,368.00		819,368.00	
Climate & Energy Programme Support 2014	3,231,171.00		3,231,171.00		
Climate Change Adaptation (Climate Fund)	776,284.00		776,284.00		
Global Climate and Energy Initiative- UF-25		3,560,741.00		3,560,741.00	
Earth Hour City Challenge Support	1,488,822.00	1,466,778.00	1,488,822.00	1,466,778.00	
WWF India Climate & Energy Programme Funding 2013	5,028,204.00	2,730,924.00	5,028,204.00	2,730,924.00	
	29,133,180.00	26,755,341.00	29,133,180.00	26,755,341.00	
HSBC- LIVING GANGA					
HSBC - Rivers for Life, Life for Rivers	43,076,201.00	34,341,929.00	43,076,201.00	34,341,929.00	
Life for Rivers Inititative	1,195,669.00		1,195,669.00		
Supply Chain Mapping of Tanneries in the Ganga basin	1,620,270.00		1,620,270.00		
Water Srewardship (Water Risk Study)		1,187,917.00		1,187,917.00	
Conservation of PERI-Urban Wetlands of Bangalore	2,584,022.00		2,584,022.00		
	48,476,162.00	35,529,846.00	48,476,162.00	35,529,846.00	
REGIONAL PROGRAMME					
Saving Wetland Sky High-India	3,740,378.00	5,619,470.00	3,740,378.00	5,619,470.00	
Saving Wetland Sky High-Regional	3,049,478.00	2,537,961.00	3,049,478.00	2,537,961.00	
Tourism Value Chain study in Ladakh,India		106,805.00		106,805.00	
	6,789,856.00	8,264,236.00	6,789,856.00	8,264,236.00	
EDUCATION AND AWARENESS PROGRAMME					
Education for sustainable development-Strengthening Landscap					
SIDA Funding ESD India 2013		14,487,012.00		14,487,012.00	
Education for Sustainable Development-Strengthening (ASSAM)					
		14,487,012.00		14,487,012.00	
SUSTAINABLE LIVELIHOOD PROGRAMME					
Community & Critical Corridors	3,077,929.00	2,084,231.82	3,077,929.00	2,084,231.80	
WWF India Engagement with CBD COP 11	99,576.00	559,465.96	99,576.00	559,465.96	
	3,177,505.00	2,643,697.78	3,177,505.00	2,643,697.76	
OCEANS & COASTS PROGRAMME					
Travel Grant		159,576.00		159,576.00	
Global by catch addressing turtle by catch in Orissa		227,076.00		227,076.00	
Supervision of the Skipjack Pole & Line Fishery in Lakshadwe	540,330.00		540,330.00		
Ashtamudi Clam Fishery & FIP For the Oil	361,905.00	1,590,389.00	361,905.00	1,590,389.00	
	902,235.00	1,977,041.00	902,235.00	1,977,041.00	
CLIMATE ADAPTATION AND COASTAL ECOSYSTEMS					
Sunderbans Biodiversity Delta Vision	118,274.00	232,464.00	118,274.00	232,464.00	
Transforming the Transport Sector in Sunderbans	97,241.00	434,302.00	97,241.00	434,302.00	
Light to 4 Stripes-Sunderbans	84,516.00		84,516.00		
Organization & Documentation of SAWI: Sunderbans Focus Area	8,355,389.00		8,355,389.00		
	8,655,420.00	666,766.00	8,655,420.00	666,766.00	




W

INCOME AND EXPENDITURE ACCOUNT FOR THE YEAR 2014-15	Income		Expenditure	
Particulars	2014-15	2013-14	2014-15	2013-14
SUSTAINABLE AGRICULTURE				
Warangal Cotton Project	11,371,146.00	11,497,297.80	11,371,146.00	11,497,297.80
Maharastra SCI Ikea (NEW)	9,323,633.00	10,667,916.84	9,323,633.00	10,667,916.70
Training Programe for Trident AFPRO & other Org.	69,091.00	680,427.00	69,091.00	680,427.00
Sustainable Agriculture in India	2,431,965.00	426,394.00	2,431,965.00	426,394.00
Promotion of Water Stewardship in Cotton Growing area of Mah	625,307.00		625,307.00	
Expanding MTI Scope in India for Sugarcane	6,122,201.00	1,119,532.80	6,122,201.00	1,119,532.80
	29,943,343.00	24,391,568.44	29,943,343.00	24,391,568.30
TRADE RECORDS ANALYSIS OF FAUNA & FLORA IN COMMERCE				
Traffic Projects	4,299,825.00	3,627,539.00	4,299,825.00	3,627,539.00
Compilation of Ivory Price Data 1989-2014	96,300.00		96,300.00	-
Wildlife Trade Monitoring for Actionable Information	2,340,956.00	312,271.00	2,340,956.00	312,271.00
Halting Supply Side Tiger trade (Japan)		204,263.00	-	204,263.00
Strengthening Tiger Conservation in India		1,945,630.00	-	1,945,630.00
Travel Grants			-	-
Traffic - SAWEN	709,407.00	3,996,973.00	709,407.00	3,996,973.00
Biodiversity Conservation and Sustainable Livelihoods: MAPs		425,182.00	-	425,182.00
Strengthening Tiger Conservation in India by Breeding(14-16)	11,792,568.00	4,891,005.00	11,792,568.00	4,891,005.00
Conservation & Adaptation in Asia's High Mountain Landscapes	762,252.00	606,366.00	762,252.00	606,366.00
	20,001,308.00	16,009,229.00	20,001,308.00	16,009,229.00
OTHERS				
Tourism & Environmental Law		16,390.00		16,390.00
ABB Local Initiatives	101,901.00	551,971.31	101,901.00	551,971.31
BD Southern Western Ghats		24,999.51	-	24,999.51
Bio-Diversity fund	108,670.00	636,369.00	108,670.00	636,369.00
Bush light Optimized Model for remote	96,041.00	85,523.00	96,041.00	85,523.00
Other fund to achieve the object of trust	502,949.00	90,641.00	502,949.00	90,641.00
WWF India Palm Oil Strategy Plan		6,239,547.10	-	6,239,547.00
MTI SIDA - Palmoil India	2,016,417.00	-	2,016,417.00	-
General Conservation Fund	367,174.00	569,625.00	367,174.00	569,625.00
Market Transformation Initiative (MTI)-India FY15 (IND0192)	940,792.00	-	940,792.00	-
WWF India Strategy & Organization Planning (14-17)	11,990,134.00	-	11,990,134.00	-
Global Climate and Energy Initiative (GCEI) Campaign Policy	2,234,251.00	4,535,177.00	2,234,251.00	4,535,177.00
Consumer Awareness Campaign for FSC Paper in India	4,948,300.00	307,943.00	4,948,300.00	307,943.00
PMP Training Programme-2014		197,288.00	-	197,288.00
Expanding MTI Scope in India for Forestry	1,596,420.00	3,144,794.78	1,596,420.00	3,144,795.00
MTI - Implementation	816,313.00	548,440.00	816,313.00	548,440.00
Scoping Study on Timber & Wood Product in India	1,490,950.00	110,134.00	1,490,950.00	110,134.00
MTI SIDA Phase II Palm Oil India FY 15-18	1,172,683.00		1,172,683.00	-
Programme Development Capacity Support		1,184,048.00	-	1,184,048.00
Strategic Institutional Support For WWF India F 2 F		5,920,070.00	-	5,920,070.00
Strategic Institutional Support for WWF India	7,829,779.00	4,420,065.00	7,829,779.00	4,420,065.00
WWF INDIA -Strategy & Organization Planning	2,354,244.00	2,884,440.00	2,354,244.00	2,884,440.00
Support for CSR Capacity	2,510,111.00	504,769.00	2,510,111.00	504,769.00
PG Diploma in Environmetal Law & Policy	32,500.00	52,706.00	32,500.00	52,706.00
FCRA Interest utilization for Administration	9,673,129.00	4,188,037.00	9,673,129.00	4,188,037.00
Management of Human Elephant Conflict (WBSO & NEPAL)	629,934.00		629,934.00	
Conservation of Olive Ridley Sea Turtle Orrisa	156,607.00		156,607.00	
Consultation Workshop on Sustainable Agricultural in India		791,038.00	-	791,038.00
	51,569,299.00	37,004,015.70	51,569,299.00	37,004,015.82
Total A	385,872,411.00	333,104,091.08	385,872,411.00	333,104,090.86


In Terms of our Report of even date attached.

For & on behalf of World Wide Fund for Nature- India


Ravi Singh
Secretary General & CEO


Vivek Dayal
Director-Finance




J.A. Martins
M. No. 082051
Proprietor
J.A. Martins & Co.
Chartered Accountants
Firm Regn. No. 010860N

Place: New Delhi
Date: 18-12-15

WORLD WIDE FUND FOR NATURE - INDIA

OLD NO. : FCRA NO: II/21022/68(905)/85-FCRA-III DATED 14-8-85
NEW NO. : F. NO. : II/21022/83(92)/2000-FCRA NO. 231660074 DATED 7.9.2000

RECEIPTS AND PAYMENTS ACCOUNT FOR THE YEAR 2014-2015

	Amount in (Rs.)	
RECEIPTS	2014-15	2013-14
OPENING BALANCE - A	156,944,551.00	132,165,872.00
TIGER & WILDLIFE CONSERVATION PROGRAMME		
Save the Environment and Regenerate Vital Employment(Darjeeling Reforest)	6,247,739.52	3,627,459.55
Tiger Conservation in the Corbett Landscape		2,562,600.00
Kunki Support in Assam		1,625,250.00
Ensuring Continues Functionality of the Critical Kanchanjuri		3,116,441.00
Strengthening Protection and Monitoring Capabilities for Lion		3,265,901.34
FY14 Rhodis Workshop, India	682,692.08	
Tiger Travel Grant	147,189.72	622,143.48
North Bank landscape Conservation Programme & Expansion of Manas Reserve.		388,850.00
Conservation of the Red Panda	313,740.90	
Conserving Threatened Species of WAL (SONY INDIA P LTD.)	4,000,000.00	
Balaghat Tigers		2,354,029.56
Strengthening Red Panda Conservation in Sikkim, India		1,525,500.00
Indian Rhino Vision 2020-Preparing Laokhowa Wildlife Santuar		3,426,711.25
HEC Management Work in Assam, India		1,713,441.60
IRV 2020-Securing Rhinos & their Habitat in Assam	3,114,140.14	
Indian Rhino Vision 2020-Manas & Translocation		1,017,020.34
Terai Arc Landscape - New	976,924.38	12,160,983.46
SML-Tiger Conservation	16,747,500.00	8,813,700.00
SML-Tiger Conservation-(Canada)		764,181.42
Tiger- TAL - SHG & Cats Meeting		1,632,527.49
Return of the King - Phase II - (WWF India Component)	24,934,265.16	26,236,247.05
Tiger conservation in India-New		
Economic & Ecological Valuation of TAL in Uttarakhand, India		1,826,108.05
Create to Inspire Fellowship Program		1,937,283.00
Tiger & Wildlife -SCAPES	1,636,873.79	1,617,159.81
Stop the Bleeding	8,035,875.90	13,633,390.29
Linking Communities & Conservation in Kaziranga Karbi Anglon	1,262,191.61	
Return of the king	3,270,786.75	10,295,625.76
Terai Arc Landscape	8,082,441.54	
Supporting Willife Conservation activities ,The North Bank		1,260,326.20
Project Neik Conservation centre		286,111.24
Tiger Conservation in India (IND0133-Sweden)		24,650,363.05
Towards Achieving LHGI Goals:India Perspective		4,556,490.75
WWF India Solvatten Project		274,409.82
WWF INDIA-MFA	3,168,976.50	
Conservation of Rhinos, Elephants & Tigers in NBL & KKL	3,050,500.00	
Tigers in the Western Ghats	9,696,218.90	
Strengthening Protection for Securing Tigers in Manas & NE		4,064,740.91
Tigers in Satpuda Maikal Landscape	19,154,050.30	
LHI Positions based in WWF India	4,732,448.61	
Securing Community owned Forest for Long-Term Conservation	995,863.75	
Linking Communities & Conservation in two Priority Tiger Lan		9,597,000.00
Tiger India 2014-2015	25,133,209.37	
Tiger Network Initiative-WWF India Tiger NI Coordinator(New)	5,791,332.00	6,910,334.19
Indian Rhino Vision 2020-Translocations	2,347,245.60	
Conservation & adaptation in Asia's High Mountain Landscapes	544,789.12	2,929,466.59
	154,066,995.64	158,691,797.20



W

RECEIPTS	2014-15	2013-14
FRESHWATER & WETLANDS CONSERVATION PROGRAMME		
Better Cotton Fast Track Programme	14,564,005.72	6,940,660.00
University of Tokyo Project		548,600.00
Water School Swarovski		6,581,171.00
Water School; Sanitation- Health & Hygiene		1,810,124.00
Management Plan Bhimbandh & Valmiki Reserve	3,195,160.00	2,799,226.00
	17,759,165.72	18,679,781.00
CLIMATE CHANGE PROGRAMME		
Low Carbon Growth Policy Tracker for States		2,446.00
Research Study on Low Carbon Development Pathways for Sust.		2,012,700.00
Global Climate & Energy Initiative (NORAD)	137,237.80	4,297,629.00
Earth Hour City Challenge Support to WWF India & ICLEI India		1,140,765.00
Climate & Energy Programme Support 2012	2,090,400.00	67,193.00
Global Climate and Energy Initiative- UF-25		136,521.00
Earth Hour City Challenge Support		3,814,712.00
WWF India Climate & Energy Programme Funding 2013	2,090,400.00	8,854,050.00
GCEI: Coordinator, Energy Access in Developing Countries	3,842,133.40	
GCEI-Multi-Year Plan for GCEI; Low Carbon Energy Devp.(NORAD)	12,185,534.99	
EHCC 2014-INDIA	3,103,612.42	
GCEI: Devp. Coord. Strategies on Energy Access Act. in Devp.	636,963.51	
Climate & Energy Programme Support 2014	7,799,551.53	
	31,885,833.65	20,326,016.00
HSBC- LIVING GANGA		
HSBC - Rivers for Life, Life for Rivers	42,178,422.81	36,990,782.00
Life for Rivers Initiative		1,200,000.00
Water Stewardship (Water Risk Study)		940,478.00
Supply Chain Mapping of Tanneries in the Ganga basin	2,718,534.30	
Conservation of PERI-Urban Wetlands of Bangalore	1,240,312.50	
	46,137,269.61	39,131,260.00
REGIONAL PROGRAMME		
Saving Wetland Sky High-India	3,398,701.00	5,978,426.44
Saving Wetland Sky High-Regional	2,335,730.92	4,144,010.22
	5,734,431.92	10,122,436.66
EDUCATION AND AWARENESS PROGRAMME		
SIDA Funding ESD India 2013		14,678,143.00
	-	14,678,143.00
SUSTAINABLE LIVELIHOOD PROGRAMME		
Community & Critical Corridors	2,302,966.83	2,180,745.89
WWF INDIA-SD4C Workshop	549,135.38	
	2,852,102.21	2,180,745.89
OCEANS & COASTS PROGRAMME		
Travel Grant		174,763.00
Ashtamudi Clam Fishery & FIP For the Oil	295,050.00	
Supervision of the Skipjack Pole & Line Fishery in Lakshadwe	188,852.00	
	483,902.00	174,763.00
CLIMATE ADAPTATION AND COASTAL ECOSYSTEMS		
LIGHT 4 STRIPES-SUNDERBANS	84,515.52	
Organization & Documentation of SAWI: Sunderbans Focus Area	2,944,469.40	-
	3,028,984.92	
SUSTAINABLE AGRICULTURE		
Warangal Cotton Project	9,480,350.20	10,802,243.60
Maharashtra SCI Ikea (NEW)	13,378,218.41	8,090,676.76
Training Programme for Trident AFPRO & other Org.		199,755.00
Sustainable Agriculture in India	39,233.25	2,896,471.19
Consultation Workshop on Sustainable Agriculture in India	763,362.25	
Technical Support to GSWMA for Sustainable Cotton Production	3,031,830.00	
Promotion of Water Stewardship in Cotton Growing area of Mah	3,691,550.00	
	30,384,544.11	21,989,146.55



hl

RECEIPTS	2014-15	2013-14
TRADE RECORDS ANALYSIS OF FAUNA & FLORA IN COMMERCE (TRAFFIC)		
TRAFFIC - India General Fund	3,659,247.00	2,749,993.00
Wildlife Trade Monitoring for actionable information	3,128,447.05	312,300.00
Compilation of Ivory Price Data 1989-2014	97,211.50	
Travel Grants		37,386.00
TRAFFIC-SAWEN	942,908.08	4,838,456.37
Strengthening Wildlife Enforcement & Protection in TAL and NE		311,321.75
Strengthening Tiger Conservation in India		2,929,550.00
Biodiversity Conservation and Sustainable Livelihoods: MAPs		425,632.82
Responsible Asia Forestry and Trade Program II		120,020.75
Strengthening Tiger Conservation in India by Breeding (14-16)	14,558,250.00	4,012,800.00
Conservation & Adaptation in Asia's High Mountain Landscapes	1,738,121.60	912,890.00
	24,124,185.23	16,650,350.69
SUSTAINABLE BUSINESS AND OTHERS		
MTI SIDA - Palmoil India	2,567,400.00	4,269,210.00
Expanding MTI Scope in India for Forestry		7,233,272.64
Other fund to achieve the object of trust	502,948.98	3,729,109.28
Travel Reimbursement	6,219.41	75,093.16
Scoping Study on Timber & Wood Products in India (IKEA)	3,096,156.00	
Expanding MTI Scope in India for Sugarcane		6,246,256.50
Program Development Capacity Support		1,071,762.35
Support for CSR Capacity	1,777,349.50	1,161,546.00
ABB Local Initiatives	173,563.50	
PMP Training Programme-2014		131,554.25
Market Transformation Initiative (MTI)-India FY15 (IND0192)	1,760,625.00	
Asia Pacific Growth Strategy-CEO Conference		682,950.00
Interest on FC Time Deposit and Saving Bank	4,683,171.95	3,817,922.00
Strategic Institutional Support For WWF India F 2 F		5,771,282.50
Strategic Institutional Support for WWF India	7,565,772.40	
WWF India Strategy & Organization Planning (14-17)	26,490,975.43	
Travel Recoverable	1,188,534.78	1,560,594.85
Consumer Awareness Campaign for FSC Paper in India		4,744,800.00
WWF INDIA -Strategy & Organization Planning		8,604,151.00
PG Diploma in Environmental Law & Policy	32,500.00	52,706.00
Tourism & Environmental Law		16,390.00
MTI - Implementation		1,612,600.00
Global Climate and Energy Initiative (GCEI) Campaign Policy	1,423,049.00	6,050,045.32
MTI SIDA Phase II Palm Oil India FY 15-18	2,022,202.80	
Management of Human Elephant Conflict (WBSO & NEPAL)	2,858,213.50	
Conservation of Olive Ridley Sea Turtle Orissa	213,000.00	
Sustainable Livelihood Strategies for Fisher communities (ICUN) WBSO	243,837.00	
	56,605,519.25	56,831,245.85
TOTAL - B	373,062,934.26	359,455,685.84
GRAND TOTAL (A + B)	530,007,485.26	491,621,556.84



PAYMENTS	2014-15	2013-14
EXPENSES ON CONSERVATION OF NATURE AND NATURAL RESOURCES THROUGH EDUCATIONS, SEMINARS, REPORTS, CONDUCT OF STUDIES RESEARCH ETC.		
TIGER & WILDLIFE CONSERVATION PROGRAMME		
Save the Environment and Regenerate Vital Employment(Darjeeling Reforest)	4,243,133.00	3,040,489.00
Tiger Conservation Programme(Neik)	129,101.00	552,041.00
Conservation of the Red Panda	72,576.29	
Tiger & Wildlife -SCAPES	2,299,673.09	1,919,995.00
North Bank Landscape Conservation Programme & Expansion of Manas Reserve.		1,354,998.00
FY14 Rhodis Workshop, India	659,893.04	
LHI Positions based in WWF India	1,320,218.15	
Kunki Support in Assam		1,625,250.00
Indian Rhino Vision 2020	53,914.74	1,261,495.00
Tigers in Satpuda Maikal Landscape	7,784,121.60	
Tiger Travel Grant	230,786.00	377,552.00
Global Tiger Forum		525,313.00
Restoration of Degraded Habitat in Manas Tiger Reserve		106,952.00
Elephant Habitat Improvement in Nandhor		40,921.00
Ensuring Continues Functionality of the Critical Kanchanjuri	2,730,608.25	195,578.00
Supporting Antipoaching Measures for Tiger conservation in Pilibhit Tiger		574,654.00
Terai Arc Landscape - New	522,477.79	11,534,058.00
Strengthening Protection and Monitoring Capabilities for Lion	1,812,043.87	458,776.00
Return of the King - Phase II - (WWF India Component)	40,790,251.32	928,793.00
SML-Tiger Conservation	13,010,033.26	21,414,474.00
Indian Rhino Vision 2020-Manas & Translocation	476,692.00	540,328.00
Bea Barrett Tiger Emergency Fund		840,000.00
Tigers in the Western Ghats	8,357,188.65	
Tiger Conservation in India-Sweeden	581,411.97	24,653,493.00
Create to Inspire Fellowship Program	1,145,925.70	26,640.00
Tiger Appeal Fund		197,452.00
Trainer on tactical protection and law enforcement monitoring	433,959.50	213,352.00
Indian Rhino Vision 2020-Preparing Laokhowa Wildlife Santuar	2,986,006.65	11,156.00
HEC Management Work in Assam, India	1,091,750.00	621,692.00
SML - Biogas, Smokeless Stove & Education		549,532.00
Economic & Ecological Valuation of TAL in Uttarakhand, India	572,806.00	
Supporting Wildlife Conservation Activities in Northern India		466,600.00
IRF- Indian Rhino Vision 2010 Translocation		598,326.00
Return of the king	9,223,271.08	9,251,706.00
TIGER - TAI - SHG & CATS Meeting	1,269,963.78	198,677.00
Kaziranga - Karbilong Landscape Conservation		849,593.00
SML-Tiger Conservation-(Canada)		152,143.00
Climate Change Adaptation & Red Panda		1,613,326.00
Balaghat Tigers	1,616,032.54	
Stop the Bleeding	9,747,937.00	17,533,025.00
Linking Communities & Conservation in two Priority Tiger Lan	4,581,295.00	5,015,705.00
Towards Achieving LHGI Goals:India Perspective	1,945,119.90	3,136,376.00
Tiger Conservation Fund	2,349,338.00	4,852,416.00
Conservation of Rhinos, Elephants & Tigers in NBL & KKL	4,714,824.97	
Terai Arc Landscape	629,379.84	
Tiger Conservation in the Corbett Landscape	398,216.46	2,593,788.00
Linking Communities & Conservation in Kaziranga Karbi Anglon	209,600.00	
Securing Kanchanjuri corridor Kaziranga National Park		294,686.00
Strengthening Red Panda Conservation in Sikkim, India	1,258,271.00	267,229.00
Indian Rhino Vision 2020-Translocations	605,306.22	
IRV 2020-Securing Rhinos & their Habitat in Assam	294,479.84	
Enhanced Understanding of HTC to Support TC in Sunderban	761,577.75	1,243,955.00
Facilitating Tiger Conservation in Pilibhit Tiger Reserve		897,594.00
Strengthening Protection for Securing Tigers in Manas & NE	1,370,742.34	3,925,626.00
Flood Related Emergency work in Assam		2,547,424.00
Human Elephant conflict mitigation in selected areas	800,760.50	1,770,624.00
Analysis of Human-Elephant Conflict and its Mitigation NEGL	387,869.14	810,759.00
Support for Rhino Conservation in Orang National Park	702,113.61	799,695.00
Tiger Network Initiative-WWF India Tiger NI Coordinator(New)	5,035,692.05	3,894,381.00
Indian Rhino Vision 2020 Monitoring Vehicle for Manas Nation		-
Conservation & adaptation in Asia's High Mountain Landscapes	3,311,391.22	2,585,932.00
Securing Community owned Forest for Long-Term Conservation	1,545,971.45	
Tiger India 2014-2015	20,576,140.19	
Community-Led Conservation in Buffer Village of Tadora in MH	113,561.07	122,349.00
	164,753,426.82	138,986,919.00



h

PAYMENTS	2014-15	2013-14
FRESHWATER & WETLANDS CONSERVATION PROGRAMME		
Better Cotton Fast Track Programme	13,534,196.86	14,278,924.00
University of Tokyo Project	91,616.00	367,385.00
Cotton Picking Bags		123,000.00
Bio Monitoring of Freshwater Resources(Nokia)		300,903.00
EC- Thirsty Crops		1,791,400.00
Water School Swarovski	6,368,871.45	5,732,007.00
Management Plan Bhimbandh & Valmiki Reserve	2,475,991.22	3,154,824.00
	22,470,675.53	25,748,443.00
TOXICS PROGRAMME		
APSF Environment Chemicals		639,977.00
		639,977.00
CLIMATE CHANGE PROGRAMME		
Global Climate & Energy Initiative (NORAD)	26.00	6,827,379.00
Research Study on Low Carbon Development Pathways for Sust.		3,899,186.00
Climate & Energy Programme Support 2012	2,873,031.00	2,023,620.00
Earth Hour City Challenge Support	1,488,822.00	1,466,778.00
Climate Solver Project Support		69,672.00
Earth Hour City Challenge Support to WWF India & ICLEI India		819,369.00
Low Carbon Growth Policy Tracker for States		1,595,861.00
GCEI: Coordinator, Energy Access in Developing Countries	3,400,057.00	
Global Climate and Energy Initiative		1,250,000.00
Global Climate and Energy Initiative- UF-25		3,560,740.00
GCEI-Multi-Year Plan for GCEI;Low Carbon Energy Devp.(NORAD)	9,129,516.00	
New Global Deal NI- National advocacy	163,553.00	1,815,712.00
WWF India Climate & Energy Programme Funding 2013	5,028,204.00	2,730,924.00
Climate Change Adaptation (Climate Fund)	776,284.00	696,100.00
EHCC 2014-INDIA	2,846,045.00	
GCEI: Devp. Coord. Strategies on Energy Access Act. in Devp.	196,471.00	
Climate & Energy Programme Support 2014	3,231,171.00	
	29,133,180.00	26,755,341.00
HSBC- LIVING GANGA		
Life for Rivers Initiative	1,195,669.00	
HSBC - Rivers for Life, Life for Rivers	43,076,200.63	34,341,929.00
Water Stewardship (Water Risk Study)		1,187,917.00
Supply Chain Mapping of Tanneries in the Ganga basin	1,620,270.00	
Conservation of PERI-Urban Wetlands of Bangalore	2,584,021.74	
	48,476,161.37	35,529,846.00
REGIONAL PROGRAMME		
Saving Wetland Sky High-India	3,740,378.46	5,619,470.00
Saving Wetland Sky High-Regional	3,049,477.80	2,537,961.00
Tourism Value Chain study in Ladakh,India		106,805.00
	6,789,856.26	8,264,236.00
EDUCATION AND AWARENESS PROGRAMME		
SIDA Funding ESD India 2013		14,487,012.00
	-	14,487,012.00
SUSTAINABLE LIVLIHOOD PROGRAMME		
WWF India Engagement with CBD COP 11	99,576.00	559,466.00
Community & Critical Corridors	3,077,928.73	2,084,232.00
	3,177,504.73	2,643,698.00
OCEANS & COASTS PROGRAMME		
Travel Grant		159,576.00
Global by catch addressing turtle by catch in Orissa		227,076.00
Ashtamudi Clam Fishery & FIP For the Oil	361,905.00	1,590,389.00
Supervision of the Skipjack Pole & Line Fishery in Lakshadwe	540,330.00	
	902,235.00	1,977,041.00
CLIMATE ADAPTATION AND COASTAL ECOSYSTEMS		
Sunderbans Biodiversity Delta Vision	118,274.00	232,464.00
Transforming the Transport Sector in Sunderbans	97,241.00	434,302.00
Light to 4 Stripes-Sunderbans	84,516.00	
Organization & Documentation of SAWI: Sunderbans Focus Area	8,355,389.00	
	8,655,420.00	666,766.00
SUSTAINABLE AGRICULTURE		
Warangal Cotton Project	11,371,146.05	11,497,298.00
Maharastra SCI Ikea (NEW)	9,323,632.95	10,667,916.00
Training Programme for Trident AFPRO & other Org.	69,091.00	680,427.00
Expanding MTI Scope in India for Sugarcane	6,122,201.16	1,119,533.00
Sustainable Agriculture in India	2,431,965.00	426,394.00
Promotion of Water Stewardship in Cotton Growing area of Mah	625,307.00	
	29,943,343.16	24,391,568.00

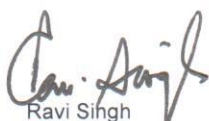


M

PAYMENTS	2014-15	2013-14
TRADE RECORDS ANALYSIS OF FAUNA & FLORA IN COMMERCE		
Traffic Projects	4,299,825.00	3,627,539.00
Strengthening Tiger Conservation in India		1,945,630.00
Halting Supply Side Tiger trade (Japan)		204,263.00
Traffic - SAWEN	709,407.00	3,996,973.00
Compilation of Ivory Price Data 1989-2014	96,300.00	
Wildlife Trade Monitoring for Actionable Information	2,340,956.00	312,271.00
Biodiversity Conservation and Sustainable Livelihoods: MAPs		425,182.00
Strengthening Tiger Conservation in India by Breeding(14-16)	11,792,568.00	4,891,005.00
Conservation & Adaptation in Asia's High Mountain Landscapes	762,252.00	606,366.00
	20,001,308.00	16,009,229.00
OTHERS		
Support for CSR Capacity	2,510,111.21	504,769.00
Expanding MTI Scope in India for Forestry	1,596,420.25	3,144,795.00
Market Transformation Initiative (MTI)-India FY15 (IND0192)	940,792.13	
ABB Local Initiatives	101,901.18	551,971.00
BD Southern Western Ghats		24,999.00
Bio-Diversity fund	108,670.00	636,369.00
Bush light Optimized Model for remote	96,041.00	85,523.00
Other fund to achieve the object of trust	502,948.98	105,904.00
MTI SIDA - Palmoil India	2,016,416.53	6,239,547.00
General Conservation Fund	367,174.00	569,625.00
WWF India Strategy & Organization Planning (14-17)	11,990,133.58	
MTI SIDA Phase II Palm Oil India FY 15-18	1,172,683.14	-
Global Climate and Energy Initiative (GCEI) Campaign Policy	2,234,251.00	4,535,177.00
PMP Training Programme-2014		197,288.00
Consumer Awareness Campaign for FSC Paper in India	4,948,300.00	307,943.00
MTI - Implementation	816,313.00	548,440.00
Scoping Study on Timber & Wood Product in India	1,490,949.75	110,134.00
Consultation Workshop on Sustainable Agricultural in India		791,038.00
Programme Development Capacity Support		1,184,048.00
Strategic Institutional Support For WWF India F 2 F		5,920,070.00
Strategic Institutional Support for WWF India	7,829,778.75	4,420,065.00
WWF INDIA -Strategy & Organization Planning	2,354,243.89	2,884,440.00
FCRA Interest utilization for Administration	9,673,129.00	4,188,037.00
PG Diploma in Environmental Law & Policy	32,500.00	52,706.00
Tourism & Environmental Law		16,390.00
Management of Human Elephant Conflict (WBSO & NEPAL)	629,934.00	
Conservation of Olive Ridley Sea Turtle Orrisa	156,607.00	
Travel Recoverable	1,188,535.00	1,557,651.80
	52,757,833.39	38,576,929.80
Total A	387,060,944.26	334,677,005.80
CLOSING BALANCE B	142,946,541.00	156,944,551.04
TOTAL (A + B)	530,007,485.26	491,621,556.84

In Terms of our Report of even date attached.

For & on behalf of World Wide Fund for Nature- India


Ravi Singh

Secretary General & CEO


Vivek Dayal

Director-Finance




J.A. Martins

M. No. 082051

Proprietor
J.A. Martins & Co.
Chartered Accountants
Firm Regn. No. 010860N

Place: New Delhi

Date : 13-12-15