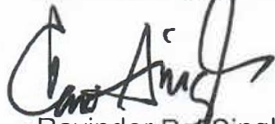


WORLD WIDE FUND FOR NATURE - INDIA
FCRA No.: 231660074, DATED: 07/09/2000
BALANCE SHEET AS AT 31 MARCH 2022

LIABILITIES	31 March 2022	31 March 2021
General Fund (Represented By Fixed Assets)	14,52,03,708.12	13,65,75,115.62
Unspent Programmes / Projects Balances:		
Species and Landscape Conservation - Wildlife and Habitats Programmes	2,83,37,615.65	5,76,59,011.05
Freshwater and Wetland - National Conservation Programmes	3,38,058.21	6,38,742.21
Remote Sensing & Geographic Information System	13,02,424.54	26,047.60
Climate Change and Energy Programmes	3,19,24,571.66	3,63,57,550.11
Rivers & Wetlands Programmes	3,72,17,009.00	6,06,12,110.61
Sustainable Livelihood and Governance Programmes	76,20,584.01	78,17,572.84
Marine Conservation - Ocean & Coasts Programmes	55,04,332.47	79,16,944.98
Sustainable Enterprises Programmes	30,17,418.10	-
Sustainable Agriculture Programmes	1,49,89,038.71	3,17,29,762.98
Traffic India Programmes	40,92,306.74	4,68,42,124.17
Environmental Education Programmes	15,00,939.70	-
Other - Conservation Programmes	4,95,51,205.45	6,55,75,409.87
Sundry Creditors (FC)	1,59,31,253.36	3,44,63,375.78
Outstanding Liabilities (FC)	6,93,981.00	13,36,273.71
Expenses Payables	-	31,23,478.63
Other Liabilities	23,46,196.12	60,72,637.56
TOTAL	34,95,70,642.84	49,67,46,157.72
ASSETS	31 March 2022	31 March 2021
Fixed Assets - (As Per Schedule-1)	14,52,03,708.12	13,65,75,115.62
Loans , Advances & Other Recoverables	1,97,65,241.41	63,06,514.07
Cash in Hand	1,11,136.05	1,12,622.50
Balance with Banks as per Books of Accounts:		
FCRA Designated Bank Account	1,69,55,549.92	19,97,02,428.04
FCRA Other & Utilisation Saving Accounts	4,04,58,498.76	65,05,142.27
Investments & Fixed Deposits	12,29,72,442.00	
Add:- Interest Accrued during the Year	41,04,066.58	12,70,76,508.58
14,75,44,335.22		
TOTAL	34,95,70,642.84	49,67,46,157.72

Previous reporting period figures have been re-grouped as deemed appropriate.

For & on Behalf of World Wide Fund for Nature - India




Ravinder Pal Singh
Secretary General & CEO




Vivek Dayal
Director - Finance




J. A. Martins
M. No. 082051
Proprietor
J. A. Martins & Co.
Chartered Accountants
Firm Regn. No 010860N

Place: New Delhi
Date : 27-12-2022

WORLD WIDE FUND FOR NATURE - INDIA

FCRA No.: 231660074, DATED: 07/09/2000

Income & Expenditure Account for the year ended on 31 March 2022


Particulars	For the Year ending 31 March 2022 (Rs.)	For the Year ending 31 March 2021 (Rs.)
INCOME		
Allocation of Programme Grants, Contributions and Interest : (As Per Schedule 2)		
Species and Landscape Conservation - Wildlife and Habitats Programmes	23,94,34,552.96	17,27,13,700.81
Freshwater and Wetland - National Conservation Programmes	3,00,684.00	67,292.00
Remote Sensing & Geographic Information System Programmes	10,95,012.85	12,54,421.00
Climate Change and Energy Programmes	2,39,21,681.45	2,40,46,532.00
Rivers & Wetlands Programmes	8,11,10,647.24	6,63,79,542.16
Sustainable Livelihood and Governance Programmes	1,65,22,872.28	40,92,224.00
Marine Conservation - Ocean & Coasts Programmes	81,42,768.25	1,01,24,944.00
Climate Adaption and Coastal Ecosystem Programmes	-	48,435.00
Sustainable Enterprises Programmes	6,39,614.90	-
Sustainable Agriculture Programmes	9,79,10,858.84	9,66,69,778.73
Traffic India Programmes	5,44,56,892.27	3,99,33,344.05
Environmental Education Programmes	65,56,537.48	-
Other - Conservation Programmes	9,65,12,126.54	10,07,37,907.53
Total	62,66,04,249.06	51,60,68,121.28
EXPENSES		
Species and Landscape Conservation - Wildlife and Habitats	23,94,34,552.96	17,27,13,700.81
Freshwater and Wetland - National Conservation Programmes	3,00,684.00	67,292.00
Remote Sensing & Geographic Information System Programmes	10,95,012.85	12,54,421.00
Climate Change and Energy Programmes	2,39,21,681.45	2,40,46,532.00
Rivers & Wetlands Programmes	8,11,10,647.24	6,63,79,542.16
Sustainable Livelihood and Governance Programmes	1,65,22,872.28	40,92,224.00
Marine Conservation - Ocean & Coasts Programmes	81,42,768.25	1,01,24,944.00
Climate Adaption and Coastal Ecosystem Programmes	-	48,435.00
Sustainable Enterprises Programmes	6,39,614.90	-
Sustainable Agriculture Programmes	9,79,10,858.84	9,66,69,778.73
Traffic India Programmes	5,44,56,892.27	3,99,33,344.05
Environmental Education Programmes	65,56,537.48	-
Other - Conservation Programmes	9,65,12,126.54	10,07,37,907.53
Total Expenditure	62,66,04,249.06	51,60,68,121.28
Excess of Income over Expenditure	-	-
Total	62,66,04,249.06	51,60,68,121.28

Previous reporting period figures have been re-grouped as deemed appropriate.


For & on Behalf of World Wide Fund for Nature - India


 Ravinder Pal Singh
 Secretary General & CEO




 Vivek Dayal
 Director - Finance




 J. A. Martins
 M. No. 082051
 Proprietor
 J. A. Martins & Co.
 Chartered Accountants
 Firm Regn. No 010860N

Place: New Delhi

Date : 27-12-2022

WORLD WIDE FUND FOR NATURE - INDIA
SUMMARY OF FIXED ASSETS
For the Period 01/04/2021 to 31/03/2022

Schedule - 1

S. No.	Asset Category	Original Cost as at 01/04/2021	Addition during the year	Sale during the Year	Total Cost as at 31/03/2022
1	Furniture and Fixtures	1,24,11,896.50	28,581.00	-	1,24,40,477.50
2	Office Equipment	5,77,42,855.81	53,45,748.50	-	6,30,88,604.31
3	Other Equipment	1,71,33,080.00	3,78,364.00	-	1,75,11,444.00
4	Audio Visual	1,19,31,418.45	9,96,475.00	-	1,29,27,893.45
5	Vehicles	2,82,17,691.00	18,54,644.00	-	3,00,72,335.00
6	Software	86,26,449.86	24,780.00	-	86,51,229.86
7	Air Conditioner	5,11,724.00	-	-	5,11,724.00
	TOTAL	13,65,75,115.62	86,28,592.50	-	14,52,03,708.12



WORLD WIDE FUND FOR NATURE - INDIA
Details of Programme Receipts, Interest Earned, Utilisation and Programme Balances
F/Y 2021-2022

Schedule 2

Programmes as per Balance Sheet	Opening Balance as on 01/04/2021	Receipt during the year					Deductions			Closing Balance as on 31/03/2022
		FC Receipts	Refunds / WriteBack and Other Income	Transfer	Interest	Total	Utilisation	Transfer	Total	
Species and Landscape Conservation - Wildlife and Habitats Programmes	5,76,59,011.05	21,01,92,674.26	1,177.15	-	1,16,495.00	21,03,10,346.41	23,94,34,552.96	1,97,188.85	23,96,31,741.81	2,83,37,615.65
Freshwater and Wetland - National Conservation Programmes	6,38,742.21	-	-	-	-	-	3,00,684.00	-	3,00,684.00	3,38,058.21
Remote Sensing & Geographic Information System Programmes	26,047.60	33,66,398.07	-	-	-	33,66,398.07	10,95,012.85	9,95,008.28	20,90,021.13	13,02,424.54
Climate Change and Energy Programmes	3,63,57,550.11	1,94,88,703.00	-	-	-	1,94,88,703.00	2,39,21,681.45	-	2,39,21,681.45	3,19,24,571.66
Rivers & Wetlands Programmes	6,06,12,110.61	5,61,13,604.14	-	-	-	5,61,13,604.14	8,11,10,647.24	(16,01,941.49)	7,95,08,705.75	3,72,17,009.00
Sustainable Livelihood and Governance Programmes	78,17,572.84	1,63,25,883.45	-	-	-	1,63,25,883.45	1,65,22,872.28	-	1,65,22,872.28	76,20,584.01
Marine Conservation - Ocean & Coasts Programmes	79,16,944.98	61,27,277.67	-	-	-	61,27,277.67	81,42,768.25	3,97,121.93	85,39,890.18	55,04,332.47
Climate Adaption and Coastal Ecosystem Programmes	-	-	-	-	-	-	-	-	-	-
Sustainable Enterprises Programmes	-	36,57,033.00	-	-	-	36,57,033.00	6,39,614.90	-	6,39,614.90	30,17,418.10
Sustainable Agriculture Programmes	3,17,29,762.98	8,25,45,600.55	-	0.00	-	8,25,45,600.55	9,79,10,858.84	13,75,465.98	9,92,86,324.82	1,49,89,038.71
Traffic India Programmes	4,68,42,124.17	1,17,07,074.77	-	-	-	1,17,07,074.77	5,44,56,892.27	(0.07)	5,44,56,892.20	40,92,306.74
Environmental Education Programmes	-	32,90,457.00	-	-	-	32,90,457.00	65,56,537.48	(47,67,020.18)	17,89,517.30	15,00,939.70
Other - Conservation Programmes	6,55,75,409.87	7,00,19,401.68	9,79,700.17	-	1,28,92,996.97	8,38,92,098.82	9,65,12,126.54	34,04,176.70	9,99,16,303.24	4,95,51,205.45
TOTAL	31,51,75,276.42	48,28,34,107.59	9,80,877.32	0.00	1,30,09,491.97	49,68,24,476.88	62,66,04,249.06	-	62,66,04,249.06	18,53,95,504.24



WORLD WIDE FUND FOR NATURE - INDIA
FCRA No.: 231660074, DATED: 07/09/2000
RECEIPTS AND PAYMENTS ACCOUNT FOR THE YEAR 2021-22

Particulars	Amount (Rs.)	
	2021-22	2020-21
OPENING BALANCE (A)	35,38,64,528.03	30,85,60,071.83
RECEIPTS		
Species and Landscape Conservation - Wildlife and Habitats Programmes	21,01,92,674.26	15,82,13,760.44
Remote Sensing & Geographic Information System Programmes	33,66,398.07	9,68,111.85
Climate Change and Energy Programmes	1,94,88,703.00	5,52,26,962.96
Rivers & Wetlands Programmes	5,61,13,604.14	6,08,18,009.99
Sustainable Livelihood and Governance Programmes	1,63,25,883.45	92,99,148.07
Marine Conservation - Ocean & Coasts Programmes	61,27,277.67	54,40,756.94
Sustainable Enterprises Programmes	36,57,033.00	-
Sustainable Agriculture Programmes	8,25,45,600.55	12,62,24,953.81
Traffic India Programmes	1,17,07,074.77	1,40,11,229.08
Environmental Education Programmes	32,90,457.00	-
Other - Conservation Programmes	7,00,19,401.68	11,58,69,898.52
Other Income	9,80,877.32	33,655.32
Interest on Saving Banks and Fixed Deposits	1,30,09,491.97	1,74,80,797.41
TOTAL (B)	49,68,24,476.88	56,35,87,284.39
TOTAL (A+B)	85,06,89,004.91	87,21,47,356.22
PAYMENTS		
Species and Landscape Conservation - Wildlife and Habitats Programmes	23,94,34,552.96	17,27,13,700.81
Freshwater and Wetland - National Conservation Programmes	3,00,684.00	67,292.00
Remote Sensing & Geographic Information System Programmes	10,95,012.85	12,54,421.00
Climate Change and Energy Programmes	2,39,21,681.45	2,40,46,532.00
Rivers & Wetlands Programmes	8,11,10,647.24	6,63,79,542.16
Sustainable Livelihood and Governance Programmes	1,65,22,872.28	40,92,224.00
Marine Conservation - Ocean & Coasts Programmes	81,42,768.25	1,01,24,944.00
Climate Adaption and Coastal Ecosystem Programmes	-	48,435.00
Sustainable Enterprises Programmes	6,39,614.90	-
Sustainable Agriculture Programmes	9,79,10,858.84	9,66,69,778.73
Traffic India Programmes	5,44,56,892.27	3,99,33,344.05
Environmental Education Programmes	65,56,537.48	-
Other - Conservation Programmes	9,65,12,126.54	10,07,37,907.53
Receivables & Payables (Net)	3,94,83,062.54	22,14,706.91
TOTAL (C)	66,60,87,311.60	51,82,82,828.19
CLOSING BALANCES AS UNDER:		
Cash in Hand	1,11,136.05	1,12,622.50
FCRA Designated Saving Account	1,69,55,549.92	19,97,02,428.04
FCRA Utilisation Saving Accounts	4,04,58,498.76	65,05,142.27
Investments & Fixed Deposits	12,29,72,442.00	
Add:- Interest Accrued during the Year	41,04,066.58	14,75,44,335.22
TOTAL (D)	18,46,01,693.31	35,38,64,528.03
TOTAL (C+D)	85,06,89,004.91	87,21,47,356.22

Previous reporting period figures have been re-grouped as deemed appropriate.

For & on Behalf of World Wide Fund for Nature - India

 Ravinder Pal Singh
 Secretary General & CEO


 Vivek Dayal
 Director - Finance




 J. A. Martins
 M. No. 082051
 Proprietor

J. A. Martins & Co.
 Chartered Accountants
 Firm Regn. No 010860N

Place: New Delhi
 Date : 27-12-2022