

WORLD WIDE FUND FOR NATURE - INDIA

FCRA NO.231660074 DATED 7.9.2000

BALANCE SHEET AS AT MARCH 31, 2017

LIABILITIES	2016-17	2015-16
General Fund (Represented By Fixed Assets)	11,42,84,477.87	10,00,62,394.00
UNSPENT PROGRAMMES / PROJECTS BALANCES		
TIGER & WILDLIFE CONSERVATION PROGRAMME		
Save the Environment and Regenerate Vital Employment (Darjeeling Reforest)	1,16,46,719.00	1,00,68,096.00
Tiger- TAI - SHG & Cats Meeting	-	1,63,885.00
Snow Leopard Leader FY 15	10,44,971.00	-
Indian Rhino Vision 2020 Project	-	8,25,047.00
Tiger Travel Grant	-	83,844.00
Conservation of the Red Panda	1,98,363.00	2,41,165.00
Indian Rhino Vision 2020-Translocations	-	3,21,628.00
Transcending Boundaries for Tiger Recovery: Nepal & India	67,23,385.00	-
Ensuring Continues Functionality of the Critical Kanchanjuri	1,90,255.00	1,90,255.00
Tiger Conservation in the Corbett Landscape	49,04,353.00	49,04,353.00
LHI Positions based in WWF India	-	8,91,460.00
Tigers in Satpuda Maikal Landscape	68,97,752.00	18,28,298.00
Sundarban Bio. Reserve Directorate to Enhance TIG (USFWS)	26,76,516.00	-
Apple Funding-Expand Community Based Conservation in Arunach	24,16,986.00	-
Neik Conservation Centre	14,66,196.00	17,78,151.00
Support to Niek Van Hiejst Centre India	26,33,884.00	-
Tiger Conservation Fund	11,42,112.00	12,72,249.00
Tigers in the Western Ghats	55,82,969.00	72,16,213.00
WWF INDIA-MFA	-	11,77,173.00
Return of the Queen	47,14,292.00	-
Terai Arc Landscape	41,57,606.00	21,37,970.00
Linking Communities & Conservation in Kaziranga Karbi Anglon	-	15,09,915.00
Snow Leopard SAP Leader Support	11,94,612.00	-
IRV 2020-Securing Rhinos & their Habitat in Assam	-	3,15,214.00
Conserving Threatened Species of WAL (SONY INDIA P LTD.)	86,88,996.00	54,34,756.00
Economic & Ecological Valuation of TAL in Uttarakhand, India	11,60,359.00	11,60,359.00
Indian Rhino Vision 2020	-	12,80,053.00
Supporting Willife Conservation activities ,The North Bank	1,99,380.00	1,99,380.00
Create to Inspire Fellowship Program	3,98,194.00	3,98,194.00
Return of the King-II Phase-II	92,97,285.00	-
Strengthening Protection for Securing Tigers in Manas & NE	6,86,960.00	6,86,960.00
Tiger Network Initiative-WWF India Tiger NI Coordinator(New)	-	13,34,003.00
Indian Rhino Vision 2020 Monitoring Vehicle for Manas Nation	-	2,05,871.00
Conservation of Rhinos, Elephants & Tigers in NBL & KKL	-	10,152.00
Protecting the Tiger of Ranthambore	19,08,962.00	19,06,244.00
Linking Communities & Conservation in Sunderbans Landscape	1,47,365.00	12,41,167.00
Restoring Indian Rhinos to their Historical Range	-	4,74,250.00
Ecosystem of the Beki Manas (Chamkar Chu) river in Assam	8,47,955.00	17,05,941.00
Engaging the Services of Ajay Desai advisor at WII, Dehradun	80,708.00	49,088.00
Promoting Rhino Conservation in Assam	1,01,847.00	5,97,192.00
Wildlife Learning Between WWF-I Elephant Conservation Coord.	21,880.00	1,57,634.00
	8,11,30,862.00	5,17,66,160.00
FRESHWATER & WETLAND CONSERVATION PROGRAMME		
Water School; Sanitation- Health & Hygiene	-	1,58,626.00
Water School Swarovski	-	9,15,565.00
University of Tokyo	5,64,493.00	5,64,493.00
Management Plan Bhimbandh & Valmiki Reserve	4,78,393.00	6,10,244.00
	10,42,886.00	22,48,928.00
CLIMATE CHANGE PROGRAMME		
Climate Solver Project Support	1,22,727.00	1,22,727.00
Climate Adaptation Fund	6,22,609.00	8,26,889.00
GCEI: Coordinator, Energy Access in Developing Countries	52,135.00	4,79,785.00
EHCC 2016-INDIA	14,15,561.00	-



LIABILITIES	2016-17	2015-16
WWF India Climate & Energy Programme Funding 2013	31,85,322.00	31,85,322.00
Promoting RE Energy Powered Transportation in Sunderbans	24,03,599.00	12,71,250.00
India Climate & Energy Programme Funding 2016	42,34,065.00	-
Support for Renewable Energy Projects	31,02,494.00	-
Securing the Promise of Paris	47,22,293.00	-
Climate & Energy Programme Support 2014	16,36,163.00	16,36,163.00
Climate & Energy Programme Support 2012	8,00,699.00	8,00,699.00
Clean Energy Revolution in India: Rooftop Solar (Workshop)	2,06,928.00	2,60,726.00
EHCC 2015-INDIA	18,03,686.00	20,94,223.00
Climate & Energy Programme Support 2015	22,28,365.00	67,08,888.00
National Targets: Paris & Beyond (UF 54)	7,61,674.00	17,24,665.00
Climate Solver+: Taking Climate Innovation to Scale in India	1,50,81,011.00	-
	4,23,79,331.00	1,91,11,337.00
HSBC- LIVING GANGA		
HSBC - Rivers for Life, Life for Rivers	1,31,47,882.00	1,62,51,294.00
Conservation of PERI-Urban Wetlands of Bangalore	1,36,99,697.00	26,82,585.00
Restoring the Ganges Healthier Rivers for Safe Wayer	-	1,11,617.00
Indian Wild Rivers	10,14,394.00	-
Swarovski Water Schools India	34,12,897.00	-
Supply Chain Mapping of Tanneries in Ganga Basin	9,06,586.00	-
Restoration & Conservation of Urban Wetlands in Karnataka	8,87,351.00	36,20,747.00
	3,30,68,807.00	2,26,66,243.00
REGIONAL PROGRAMME		
Saving Wetland Sky High-India	-	38,30,702.00
Saving Wetland Sky High-Regional	-	26,33,884.00
	-	64,64,586.00
SUSTAINABLE LIVLIHOOD PROGRAMME		
Capacitate Youth on Clean Energy Technologies & Promote Skil	33,09,648.00	19,51,400.00
Community & Critical Corridors	5,89,851.00	-
WWF INDIA-SD4C Workshop	18,24,807.00	-
	57,24,306.00	19,51,400.00
OCEANS & COASTS PROGRAMME		
Supervision of the Skipjack Pole & Line Fishery in Lakshadwe	-	1,61,816.00
Travel Grant	3,34,351.20	3,15,050.00
FIP Implementation for Indian Oil Sardine for MSC Certificat	3,13,724.00	-
MTI SIDA Phase-II FIP MSC Impacts India	7,47,398.00	-
ASC Improvement Measures for Indian Shrimp	13,84,395.00	-
	27,79,868.20	4,76,866.00
SUSTAINABLE AGRICULTURE		
Technical Support to GSWMA for Sustainable Cotton Production	-	14,61,856.00
Maharastra SCI Ikea (NEW)	-	61,48,127.00
Organic Cotton Production in Satpuda Pench Wildlife Corrido	8,21,297.00	-
Warangal Cotton Project - Phase III	11,65,189.00	-
Partnership WWF-Rabobank in India FY 15-17 (NL:200751)	9,10,296.00	7,48,496.00
Promotion of Water Stewardship in Cotton Growing area of Maharashtra	24,96,887.00	22,50,471.00
	53,93,669.00	1,06,08,950.00
TRADE RECORDS ANALYSIS OF FAUNA & FLORA IN COMMERCE (TRAFFIC)		
Traffic Projects	-	13,41,807.00
Responsible Asia Forestry and Trade Program II	-	1,20,021.00
Strengthening Tiger Conservation in India by Breeding(14-16)	-	4,57,519.00
Wildlife Trade Monitoring for actionable information	-	2,51,370.00
	-	21,70,717.00
IGCMC		
IGCMC Professional Work (FC)	34,350.00	-
LHI Regional Spatial Analysis using IRS Data	-	9,81,306.00
	34,350.00	9,81,306.00
CLIMATE ADAPTATION AND COASTAL ECOSYSTEMS		
Energy Access Plan for sustainable Develop.	59,640.00	2,55,571.00
Sahasra Jyoti	1,50,96,371.28	1,13,49,504.48
Organization & Documentation of SAWI: Sunderbans Focus Area	3,75,787.00	18,921.00
	1,55,31,798.28	1,16,23,996.48



LIABILITIES	2016-17	2015-16
SUSTAINABLE BUSINESS AND OTHERS		
ABB Local Initiatives	23,45,004.00	23,45,004.00
BD Southern Western Ghats	17,17,758.00	17,17,758.00
Travel Reimbursement	73,968.00	73,968.00
Bio-Diversity Fund	15,73,538.00	15,73,539.00
Bush light Optimized Model for Remote Village Electrification	12,45,621.00	13,89,186.00
General Conservation Fund	23,96,184.00	23,63,118.00
MTI SIDA - Palmoil India	2,44,496.00	2,44,496.00
Legacy Marketing Activity	3,06,435.00	3,73,935.00
WWF-India's One Planet Academy (EE)	-	9,37,704.00
Review of Good Practices in Hydropower Sector	1,21,717.00	8,97,983.00
Expanding MTI Scope in India for Forestry	66,63,531.00	45,14,875.00
MTI - Implementation	-	1,03,369.00
Scoping Study on Timber & Wood Products in India (IKEA)	29,87,449.00	14,70,556.00
Education and Awareness Programme on Climate change (APSO)	56,848.00	-
Strategic Institutional Support For WWF India F 2 F	-	35,641.00
Interest on FC Time Deposit, Designated Saving Bank and Utilization A/c	39,94,323.00	-
Support for CSR Capacity	-	7,29,462.54
MTI SIDA Phase II Palm Oil India FY 15-18	16,71,726.00	18,03,854.00
Conservation of Olive Ridley Sea Turtle AP (Ocean & Coasts)	10,57,711.00	8,94,629.00
Expanding MTI Scope in India for Sugarcane	1,10,53,220.00	1,27,78,085.00
Consumer Awareness Campaign for FSC Paper in India	64,22,227.00	47,42,622.00
Market Transformation Initiative (MTI)-India FY15-16 (IND0192)	32,50,461.00	14,62,891.00
Seafood Sustainability Pilot Project for Hyatt Hotels	93,417.00	2,56,449.00
GFTN-India; International Paper	11,14,213.00	6,07,736.00
GFTN- India Participation Agreement: ITC	9,29,020.00	16,00,000.00
Legal Mapping for Landscape Restoration (CEL)	2,19,614.00	-
Management of Human Elephant Conflict (WBSO & NEPAL)	-	3,93,802.86
WWF India Strategy & Organization Planning (14-17)	-	1,46,21,544.08
EK Prithvi (ATKINS)	37,56,208.00	23,00,000.00
Conservation of Olive Ridley Sea Turtle Orrisa (Infosys)	-	3,26,817.76
Education for Sustainable development (W S Atkins)	-	1,58,608.00
Conservation the aquatic resources diversity (Dolphin)	2,86,761.00	1,23,265.82
	5,35,81,450.00	6,08,40,899.06
TOTAL	35,49,51,805.35	29,09,73,782.54

ASSETS	As on 31.03.2017	As on 31.03.2016
Fixed Assets - As per schedule-1	11,42,84,477.87	10,00,62,394.00
Investments	4,45,48,036.60	7,76,52,730.09
Grant Receivable	1,85,41,641.88	1,54,89,778.45
Loans , Advances & Other Recoverables	68,70,112.00	83,83,171.00
Balance with Banks as per Books of Accounts		
FCRA designated saving Account 5,10,055		
FCRA utilisation saving accounts 75,03,200		
Fixed Deposits with Banks 16,26,94,282	17,07,07,537.00	8,93,85,709.00
TOTAL	35,49,51,805.35	29,09,73,782.54

In Terms of our Report of even date attached.

For & on Behalf of World Wide Fund for Nature - India


Ravi Singh
Secretary General & CEO


Vivek Dayal
Director - Finance




J. A. Martins
M. No. 082051
Proprietor
J. A. Martins & Co.
Chartered Accountants
Firm Regn. No 010860N

Place: New Delhi

Date : 21 December 2017

WORLD WIDE FUND FOR NATURE - INDIA

FCRA NO. 231660074 DATED 7.9.2000

INCOME AND EXPENDITURE ACCOUNT FOR THE YEAR 2016-17		(Income)	(Expenditure)	
Particulars	2016-17	2015-16	2016-17	2015-16
TIGER & WILDLIFE CONSERVATION PROGRAMME				
Save the Environment and Regenerate Vital Employment (Darjeeling Reforest)	55,31,414	51,37,840	55,31,414	51,37,840
Tiger Conservation Programme(Neik)	3,11,955	96,699	3,11,955	96,699
Tiger Travel Grant	16,54,840	19,61,769	16,54,840	19,61,769
Managing Human Elephant Conflict in India-Scaling up at Nati	84,89,964	41,99,640	84,89,964	41,99,640
Conserving Threatened Species of WAL (SONY INDIA P LTD.)	36,69,581	25,67,199	36,69,581	25,67,199
Protecting the Tiger of Ranthambore	68,57,182	42,98,436	68,57,182	42,98,436
Snow Leopard Leader FY 15	24,68,434	4,69,567	24,68,434	4,69,567
Linking Communities & Conservation in Sunderbans Landscape	10,93,802	9,85,486	10,93,802	9,85,486
Balaghat Tigers	-	7,37,997	-	7,37,997
LHI Positions based in WWF India	26,08,423	25,20,771	26,08,423	25,20,771
WWF INDIA-MFA	11,77,173	19,91,804	11,77,173	19,91,804
Restoring Indian Rhinos to their Historical Range	8,99,862	6,35,201	8,99,862	6,35,201
Indian Rhino Vision 2020-Translocations	-	14,20,312	-	14,20,312
Tiger India 2014-2015	2,06,75,019	2,93,55,244	2,06,75,019	2,93,55,244
Rhino Range Expansion in the State of U.P.,TAL (USFWS)	8,100	-	8,100	-
Assam Species Conservation-Rhino	48,70,267	-	48,70,267	-
Conservation of the Red Panda	2,26,742	-	2,26,742	-
Ecosystem of the Beki Manas (Chamkar Chu)river in Assam	8,57,986	2,30,121	8,57,986	2,30,121
Strengthening Protection and Monitoring Capabilities for Lion	-	9,95,086	-	9,95,086
Return of the King - Phase II - (WWF India Component)	4,11,32,802	5,16,14,420	4,11,32,802	5,16,14,420
Promoting Rhino Conservation in Assam	13,87,499	3,269	13,87,499	3,269
Transcending Boundaries for Tiger Recovery: Nepal & India	24,76,743	-	24,76,743	-
3rd Asia Ministerial Conference on TigerConservation in Delhi	-	6,95,500	-	6,95,500
Create to Inspire Fellowship Program	-	3,66,523	-	3,66,523
Sundarban Bio. Reserve Directorate to Enhance TIG (USFWS)	2,00,488	-	2,00,488	-
SML-Tiger Conservation	-	69,704	-	69,704
Tiger Conservation Fund	5,60,234	10,42,027	5,60,234	10,42,027
Return of the Queen	11,99,266	-	11,99,266	-
Wildlife Learning Between WWF-I Elephant Conservation Coord.	1,35,754	65,285	1,35,754	65,285
Indian Rhino Vision 2020-Manas & Translocation	3,21,627	-	3,21,627	-
Snow Leopard SAP Leader Support	4,29,672	-	4,29,672	-
Trainer on tactical protection and law enforcement monitoring	-	13,51,471	-	13,51,471
Indian Rhino Vision 2020-Preparing Laokhowa Wildlife Santuar	3,30,198	20,82,684	3,30,198	20,82,684
Engaging the Services of Ajay Desai advisor at WII, Dehradun	4,79,028	4,72,804	4,79,028	4,72,804
Tiger & Wildlife -SCAPES	-	-	-	-
Return of the king	-	31,84,014	-	31,84,014
TIGER - TAI - SHG & CATS Meeting	86,945	-	86,945	-
Securing Community owned Forest for Long-Term Conservation	-	3,16,039	-	3,16,039
Apple Funding-Expand Community Based Conservation in Arunach	1,62,207	-	1,62,207	-
Return of the King-II Phase-II	1,45,48,979	-	1,45,48,979	-
Tigers in Satpuda Maikal Landscape	3,63,25,917	2,83,50,977	3,63,25,917	2,83,50,977
Tiger Conservation in the Corbett Landscape	-	2,28,580	-	2,28,580
Tigers in the Western Ghats	2,47,55,118	2,51,74,865	2,47,55,118	2,51,74,865
Conservation of Rhinos, Elephants & Tigers in NBL & KKL	-	46,23,512	-	46,23,512
Terai Arc Landscape	2,28,93,655	1,17,99,972	2,28,93,655	1,17,99,972
Analysis of Human-Elephant Conflict and its Mitigation NEGL	-	13,77,271	-	13,77,271
Tiger Network Initiative-WWF India Tiger NI Coordinator(New)	50,16,475	54,84,875	50,16,475	54,84,875
IRV 2020-Securing Rhinos & their Habitat in Assam	3,15,214	25,04,446	3,15,214	25,04,446
Conservation & adaptation in Asia's High Mountain Landscapes	43,01,033	49,34,961	43,01,033	49,34,961
Assam Species Conservation	68,79,446	29,422	68,79,446	29,422
Community-Led Conservation in Buffer Village of Tadora in MH	-	2,44,261	-	2,44,261
Linking Communities & Conservation in Kaziranga Karbi Anglon	15,09,915	12,29,121	15,09,915	12,29,121
	22,68,48,959	20,48,49,175	22,68,48,959	20,48,49,175
FRESHWATER & WETLANDS CONSERVATION PROGRAMME				
Better Cotton Fast Track Programme	96,18,231	96,02,351	96,18,231	96,02,351
Water School; Sanitation- Health & Hygiene	1,58,626	-	1,58,626	-
Management Plan Bhimbandh & Valmiki Reserve	1,31,851	1,95,045	1,31,851	1,95,045
Water School Swarovski	9,15,489	49,70,018	9,15,489	49,70,018
	1,08,24,197	1,47,67,414	1,08,24,197	1,47,67,414




INCOME AND EXPENDITURE ACCOUNT FOR THE YEAR 2016-17				
Particulars	(Income)		(Expenditure)	
	2016-17	2015-16	2016-17	2015-16
IGCMC				
IGCMC Professional Work (FC)	1,88,517	-	1,88,517	-
LHI Regional Spatial Analysis using IRS Data	44,03,892	14,23,374	44,03,892	14,23,374
	45,92,409	14,23,374	45,92,409	14,23,374
CLIMATE CHANGE PROGRAMME				
GCEI: Coordinator, Energy Access in Developing Countries	11,72,131	40,74,387	11,72,131	40,74,387
Climate & Energy Programme Support 2015	44,80,523	25,51,876	44,80,523	25,51,876
GCEI-Multi-Year Plan for GCEI;Low Carbon Energy Devp.(NORAD)	-	68,88,823	-	68,88,823
National Targets: Paris & Beyond (UF 54)	9,62,991	10,79,820	9,62,991	10,79,820
EHCC 2016-INDIA	40,04,938	-	40,04,938	-
EHCC 2015-INDIA	27,75,654	14,23,927	27,75,654	14,23,927
EHCC 2014-INDIA	-	8,72,354	-	8,72,354
Clean Energy Revolution in India: Rooftop Solar (Workshop)	53,798	2,43,431	53,798	2,43,431
Support for Renewable Energy Projects	22,19,842	-	22,19,842	-
India Climate & Energy Programme Funding 2016	29,94,796	-	29,94,796	-
Promoting RE Energy Powered Transportation in Sunderbans	1,92,761	877	1,92,761	877
Securing the Promise of Paris	9,46,955	-	9,46,955	-
Climate & Energy Programme Support 2014	-	46,67,839	-	46,67,839
Climate Change Adaptation (Climate Fund)	2,04,280	1,12,359	2,04,280	1,12,359
Iconic- Biogas	-	1,08,280	-	1,08,280
Climate Solver+: Taking Climate Innovation to Scale in India	16,05,814	-	16,05,814	-
	2,16,14,483	2,20,23,973	2,16,14,483	2,20,23,973
HSBC- LIVING GANGA				
HSBC - Rivers for Life, Life for Rivers	4,47,00,544	5,00,50,762	4,47,00,544	5,00,50,762
Swarovski Water Schools India	10,05,222	-	10,05,222	-
Supply Chain Mapping of Tanneries in the Ganga basin	-	10,98,263	-	10,98,263
Restoring the Ganges Healthier Rivers for Safe Wayer	52,36,051	28,27,457	52,36,051	28,27,457
Restoration & Conservation of Urban Wetlands in Karnataka	27,33,396	26,503	27,33,396	26,503
Indian Wild Rivers	4,21,139	7,61,317	4,21,139	7,61,317
Supply Chain Mapping of Tanneries in Ganga Basin	8,84,250	-	8,84,250	-
Conservation of PERI-Urban Wetlands of Bangalore	1,08,24,112	75,38,606	1,08,24,112	75,38,606
	6,58,04,714	6,23,02,908	6,58,04,714	6,23,02,908
SUSTAINABLE LIVELIHOOD PROGRAMME				
Community & Critical Corridors	2,53,717	5,10,916	2,53,717	5,10,916
National SDG Influencing-India	13,66,252	-	13,66,252	-
Capacitate Youth on Clean Energy Technologies & Promote Skill	8,02,152	-	8,02,152	-
WWF INDIA-SD4C Workshop	-	5,49,135	-	5,49,135
	24,22,121	10,60,051	24,22,121	10,60,051
OCEANS & COASTS PROGRAMME				
Supervision of the Skipjack Pole & Line Fishery in Lakshadwe	5,38,832	14,70,581	5,38,832	14,70,581
FIP Implementation for Indian Oil Sardine for MSC Certificat	2,90,383	-	2,90,383	-
MTI SIDA Phase-II FIP MSC Impacts India	4,31,188	-	4,31,188	-
Travel Grant	2,37,319	-	2,37,319	-
Ashtamudi Clam Fishery & FIP For the Oil	36,72,988	-	36,72,988	-
	51,70,710	14,70,581	51,70,710	14,70,581
CLIMATE ADAPTATION AND COASTAL ECOSYSTEMS				
Sunderbans Biodiversity Delta Vision	-	3,52,731	-	3,52,731
Energy Access Plan for sustainable Develop.	1,95,931	10,13,471	1,95,931	10,13,471
Sahasra Jyoti	42,53,133	42,922	42,53,133	42,922
Organization & Documentation of SAWI: Sunderbans Focus Area	10,30,664	8,59,099	10,30,664	8,59,099
	54,79,728	22,68,223	54,79,728	22,68,223
SUSTAINABLE AGRICULTURE				
Maharastra SCI Ikea (NEW)	1,64,15,498	1,00,42,578	1,64,15,498	1,00,42,578
Promotion of Water Stewardship in Cotton Growing area of Mah	64,57,774	45,14,632	64,57,774	45,14,632
Technical Support to GSWMA for Sustainable Cotton Production	14,61,856	15,69,974	14,61,856	15,69,974
Organic Cotton Production in Satpuda Pench Wildlife Corrido	1,18,38,601	25,98,720	1,18,38,601	25,98,720
Partnership WWF-Rabobank in India FY 15-17 (NL:200751)	51,85,971	17,07,271	51,85,971	17,07,271
Warangal Cotton Project - Phase III	45,03,698	55,84,682	45,03,698	55,84,682
	4,58,63,398	2,60,17,857	4,58,63,398	2,60,17,857
TRADE RECORDS ANALYSIS OF FAUNA & FLORA IN				
Traffic Projects	35,99,330	48,94,657	35,99,330	48,94,657
Responsible Asia Forestry and Trade Program II	1,20,021	-	1,20,021	-
Wildlife Trade Monitoring for Actionable Information	2,51,370	22,12,371	2,51,370	22,12,371
Biodiversity Conservation and Sustainable Livelihoods: MAPs	-	9,94,082	-	9,94,082
Optimising Capacities for Combating illegal Tiger Trade IND	84,02,139	-	84,02,139	-



INCOME AND EXPENDITURE ACCOUNT FOR THE YEAR 2016-17		(Income)		(Expenditure)	
Particulars	2016-17	2015-16	2016-17	2015-16	
Strengthening Tiger Conservation in India by Breeding(14-16)	12,93,360	1,11,61,763	12,93,360	1,11,61,763	
	1,36,66,220	1,92,62,873	1,36,66,220	1,92,62,873	
OTHERS					
ABB Local Initiatives	-	12,832	-	12,832	
BD Southern Western Ghats	-	3,06,947	-	3,06,947	
Bio-Diversity fund	-	1,14,729	-	1,14,729	
Bush light Optimized Model for remote	1,43,566	46,658	1,43,566	46,658	
Other fund to achieve the object of trust	3,11,841	1,34,614	3,11,841	1,34,614	
MTI SIDA - Palmoil India	-	2,06,962	-	2,06,962	
General Conservation Fund	70,608	3,60,000	70,608	3,60,000	
Market Transformation Initiative (MTI)-India FY15 (IND0192)	6,07,880	7,96,700	6,07,880	7,96,700	
WWF India Strategy & Organization Planning (14-17)	7,05,41,969	3,95,95,459	7,05,41,969	3,95,95,459	
Global Climate and Energy Initiative (GCEI) Campaign Policy	-	4,513	-	4,513	
Expanding MTI Scope in India for Forestry	8,63,580	21,96,494	8,63,580	21,96,494	
Review of Good Practices in Hydropower Sector	7,76,266	-	7,76,266	-	
Scoping Study on Timber & Wood Product in India	12,89,138	6,96,957	12,89,138	6,96,957	
GFTN-India; International Paper	4,05,785	3,63,514	4,05,785	3,63,514	
Expanding MTI Scope in India for Sugarcane	17,24,865	25,81,685	17,24,865	25,81,685	
MTI SIDA Phase II Palm Oil India FY 15-18	28,77,294	23,92,431	28,77,294	23,92,431	
Conservation of Olive Ridley Sea Turtle AP (Ocean)	10,36,918	3,05,371	10,36,918	3,05,371	
Seafood Sustainability Pilot Project for Hyatt Hotels	1,63,032	7,31,259	1,63,032	7,31,259	
Strategic Institutional Support for WWF India	-	9,53,997	-	9,53,997	
GFTN- India Participation Agreement: ITC	6,70,980	-	6,70,980	-	
Support for CSR Capacity	6,69,940	7,78,218	6,69,940	7,78,218	
PG Diploma in Environmental Law & Policy	62,941	12,750	62,941	12,750	
FCRA Interest utilization for Administration	47,90,495	59,57,863	47,90,495	59,57,863	
Digital Unity Programme in School of Sunderbans	1,30,674	71,697	1,30,674	71,697	
Management of Human Elephant Conflict (WBSO & NEPAL)	3,93,803	18,34,476	3,93,803	18,34,476	
Legal Mapping for Landscape Restoration (CEL)	14,05,997	-	14,05,997	-	
Conservation the aquatic resources diversity (Dolphin)	3,36,505	3,76,734	3,36,505	3,76,734	
Consumer Awareness Campaign for FSC Paper in India	5,16,956	5,02,826	5,16,956	5,02,826	
WWF-India's One Planet Academy (EE)	38,88,674	5,43,996	38,88,674	5,43,996	
Conservation of Olive Ridley Sea Turtle Orrisa	-	56,393	-	56,393	
Legacy Marketing Activity	67,500	51,087	67,500	51,087	
Education and Awareness Programme on Climate change	38,720	3,78,427	38,720	3,78,427	
EK Prithvi (ATKINS)	11,61,900	-	11,61,900	-	
Conservation of Olive Ridley Sea Turtle Orrisa (Infosys)	3,26,818	1,73,182	3,26,818	1,73,182	
Education for Sustainable development (W S Atkins)	40,500	3,41,392	40,500	3,41,392	
	9,53,15,144	6,28,80,163	9,53,15,144	6,28,80,163	
Total A	49,76,02,083	41,83,26,592	49,76,02,083	41,83,26,592	


In Terms of our Report of even date attached.

For & on Behalf of World Wide Fund for Nature - India


Ravi Singh
Secretary General & CEO


Vivek Dayal
Director - Finance




J. A. Martins
M. No. 082051
Proprietor
J. A. Martins & Co.
Chartered Accountants
Firm Regn. No 010860N

Place: New Delhi

Date : 21 December 2017

WORLD WIDE FUND FOR NATURE - INDIA

FCRA NO. 231660074 DATED 7.9.2000

RECEIPTS AND PAYMENTS ACCOUNT FOR THE YEAR 2016-2017

RECEIPTS	2016-17	2015-16
OPENING BALANCE - A	15,27,55,060.74	14,29,46,541.00
TIGER & WILDLIFE CONSERVATION PROGRAMME		
Save the Environment and Regenerate Vital Employment (Darjeeling Reforest)	71,04,142.74	1,06,20,128.75
Transcending Boundaries for Tiger Recovery: Nepal & India	92,00,128.00	-
Tiger Travel Grant	14,57,758.68	21,29,209.43
Restoring Indian Rhinos to their Historical Range	-	11,09,450.70
Conservation of the Red Panda	2,45,970.00	-
Conserving Threatened Species of WAL (SONY INDIA P LTD.)	69,19,375.00	40,00,000.00
Wildlife Learning Between WWF-I Elephant Conservation Coord.	-	2,22,918.75
Promoting Rhino Conservation in Assam	8,92,155.04	6,00,460.55
Ecosystem of the Beki Manas (Chamkar Chu) river in Assam	-	19,36,062.00
Indian Rhino Vision 2020-Preparing Laokhowa Wildlife Santuar	19,83,816.78	-
Return of the Queen	59,13,558.00	-
Snow Leopard SAP Leader Support	16,24,284.00	-
Snow Leopard Leader FY 15	36,24,107.95	3,58,863.75
Return of the King - Phase II - (WWF India Component)	4,56,27,197.60	3,76,09,766.82
Managing Human Elephant Conflict in India-Scaling up at Nati	81,74,487.27	41,79,718.15
LHI Positions based in WWF India	13,35,907.31	-
Apple Funding-Expand Community Based Conservation in Arunach	25,79,193.00	-
Linking Communities & Conservation in Kaziranga Karbi Anglon	-	16,83,613.79
Return of the king	-	62,27,921.70
Return of the King-II Phase-II	2,38,36,091.69	-
Teraí Arc Landscape	2,49,07,939.50	64,84,879.50
Protecting the Tiger of Ranthambore	68,59,900.00	62,04,680.00
Project Neik Conservation centre	-	1,04,346.92
Engaging the Services of Ajay Desai advisor at WII, Dehradun	5,10,647.70	5,21,892.00
Towards Achieving LHGI Goals:India Perspective	-	6,14,723.75
Assam Species Conservation Rhino	-	-
Assam Species Conservation	64,87,051.33	-
Conservation of Rhinos, Elephants & Tigers in NBL & KKL	-	62,88,746.25
Tigers in the Western Ghats	2,30,97,233.93	3,10,25,433.50
Tigers in Satpuda Maikal Landscape	4,13,31,223.44	1,87,45,965.30
Sundarban Bio. Reserve Directorate to Enhance TIG (USFWS)	28,77,004.48	-
Securing Community owned Forest for Long-Term Conservation	-	8,66,146.75
Linking Communities & Conservation in Sunderbans Landscape	-	22,26,653.46
Tiger India 2014-2015	1,77,69,880.50	2,19,38,500.00
Tiger Network Initiative-WWF India Tiger NI Coordinator(New)	30,14,182.80	30,02,161.50
3rd Asia Ministerial Conference on Tiger Conservation in Delhi	6,58,100.00	-
Conservation & adaptation in Asia's High Mountain Landscapes	54,15,070.08	42,29,705.50
	25,34,46,406.82	17,29,31,948.82
FRESHWATER & WETLANDS CONSERVATION PROGRAMME		
Better Cotton Fast Track	1,07,33,962.83	53,32,140.46
	1,07,33,962.83	53,32,140.46
CLIMATE CHANGE PROGRAMME		
Clean Energy Revolution in India: Rooftop Solar (Workshop)	-	5,04,157.50
EHCC 2015-INDIA	24,85,116.56	33,33,235.87
EHCC 2016-INDIA	54,20,498.58	-
Promoting RE Energy Powered Transportation in Sunderbans	13,25,108.86	12,72,127.46
India Climate & Energy Programme Funding 2016	72,28,861.23	-
Climate & Energy Programme Support 2015	-	92,60,763.91
National Targets: Paris & Beyond (UF 54)	-	28,04,484.76



RECEIPTS	2016-17	2015-16
Support for Renewable Energy Projects	53,22,336.25	-
GCEI: Coordinator, Energy Access in Developing Countries	7,44,480.00	30,33,462.54
GCEI-Multi-Year Plan for GCEI;Low Carbon Energy	-	38,32,800.81
Securing the Promise of Paris	56,69,248.00	-
Climate Solver+: Taking Climate Innovation to Scale in India	1,66,86,825.45	-
Climate & Energy Programme Support 2014	-	17,35,621.46
	4,48,82,474.93	2,57,76,654.31
HSBC- LIVING GANGA		
HSBC - Rivers for Life, Life for Rivers	4,15,95,150.72	6,05,94,044.84
Restoration & Conservation of Urban Wetlands in Karnataka	-	36,47,250.00
Indian Wild Rivers	21,96,850.30	-
Swarovski Water Schools India	44,18,118.65	-
Restoring the Ganges Healthier Rivers for Safe Wayer	51,24,437.32	29,39,070.66
Supply Chain Mapping of Tanneries in Ganga Basin	17,90,835.60	-
Conservation of PERI-Urban Wetlands of Bangalore	2,18,41,223.78	1,15,64,901.66
	7,69,66,616.37	7,87,45,267.16
SUSTAINABLE LIVLIHOOD PROGRAMME		
Community & Critical Corridors	13,25,244.08	7,30,460.13
Capacitate Youth on Clean Energy Technologies & Promote Skil	21,60,400.00	19,51,400.00
National SDG Influencing-India	32,01,058.61	-
	66,86,702.69	26,81,860.13
OCEANS & COASTS PROGRAMME		
Travel Grant	2,56,620.61	3,15,050.00
MTI SIDA Phase-II FIP MSC Impacts India	11,78,586.04	-
ASC Improvement Measures for Indian Shrimp	50,57,382.56	-
FIP Implementation for Indian Oil Sardine for MSC Certificat	6,04,107.20	-
Supervision of the Skipjack Pole & Line Fishery in Lakshadwe	3,77,244.00	19,83,877.52
	74,73,940.41	22,98,927.52
CLIMATE ADAPTATION AND COASTAL ECOSYSTEMS		
Sahasra Jyoti	80,00,000.00	1,13,92,426.23
Organization & Documentation of SAWI: Sunderbans Focus Area	13,87,530.00	58,88,938.80
	93,87,530.00	1,72,81,365.03
SUSTAINABLE AGRICULTURE		
Maharastra SCI Ikea (NEW)	94,31,294.43	77,70,516.00
Partnership WWF-Rabobank in India FY 15-17 (NL:200751)	15,17,069.03	24,55,767.29
Warangal Cotton Project	-	13,17,840.00
Warangal Cotton Project - Phase II	61,00,048.86	51,53,519.40
Promotion of Water Stewardship in Cotton Growing area of Mah	67,04,190.00	36,98,860.00
Organic Cotton Production in Satpuda Pench Wildlife Corrido	1,28,91,561.78	23,67,056.20
	3,66,44,164.10	2,27,63,558.89
TRADE RECORDS ANALYSIS OF FAUNA & FLORA IN COMMERCE (TRAFFIC)		
TRAFFIC - India General Fund	22,57,522.26	30,26,385.41
Wildlife Trade Monitoring For Actionable Information	-	16,76,250.00
Optimising Capacities for Combating illegal Tiger Trade IND	80,85,426.72	-
Biodiversity Conservation and Sustainable Livelihoods: MAPs	29,655.75	7,57,242.39
Strengthening Tiger Conservation in India by Breeding(14-16)	8,35,842.00	84,49,411.29
	1,12,08,446.73	1,39,09,289.09
IGCMC		
IGCMC PROFESSIONAL WORK (FC)	2,22,867.23	-
LHI Regional Spatial Analysis using IRS Data	34,22,584.30	24,04,681.43
	36,45,451.53	24,04,681.43
SUSTAINABLE BUSINESS AND OTHERS		
Expanding MTI Scope in India for Forestry	30,12,235.92	48,36,155.32
Other fund to achieve the object of trust	3,11,841.16	1,34,613.64
Travel Reimbursement	-	96,047.19
Scoping Study on Timber & Wood Products in India (IKEA)	-	6,72,441.00
Education and Awareness Programme on Climate change	95,981.70	3,78,012.70
Conservation the acquatic resources diversity (Dolphin)	5,00,000.00	5,00,000.00
Support for CSR Capacity	-	15,83,664.75



RECEIPTS	2016-17	2015-16
GFTN- India Participation Agreement: ITC	-	15,68,000.00
Market Transformation Initiative (MTI)-India FY15-16 (IND0192)	23,95,449.07	12,95,280.00
Expanding MTI Scope in India for Sugarcane	-	1,64,83,342.75
Interest on FC Time Deposit, Designated Saving Bank and Utilization A/c	89,08,324.86	34,85,002.79
Seafood Sustainability Pilot Project for Hyatt Hotels	-	9,87,707.63
Waste Paper Recovery & Recycling (IKEA)	28,06,031.23	-
WWF India Strategy & Organization Planning (14-17)	5,05,59,936.69	3,63,50,696.45
Travel Recoverable/Expenses Recoverable	17,65,732.51	16,13,414.58
Consumer Awareness Campaign for FSC Paper in India	21,96,561.04	57,56,891.00
PG Diploma in Environmental Law & Policy	62,941.48	12,750.00
Legal Mapping for Landscape Restoration (CEL)	16,25,611.09	-
Digital Unity Programme in School of Sunderbans	1,43,525.00	23,850.00
EK Prithvi (ATKINS)	25,00,000.00	23,00,000.00
GFTN-India; International Paper	9,12,261.87	9,71,250.00
WWF-India's One Planet Academy (EE)	29,50,970.00	14,81,700.00
MTI SIDA Phase II Palm Oil India FY 15-18	27,45,166.01	29,89,188.00
Conservation of Olive Ridley Sea Turtle Orrisa (Infosys)	-	5,00,000.00
Conservation of Olive Ridley Sea Turtle AP	12,00,000.00	12,00,000.00
Education for Sustainable development (W S Atkins)	-	5,00,000.00
	8,46,92,569.63	8,57,20,007.80
TOTAL - B	54,57,68,266.04	42,98,45,700.64
GRAND TOTAL (A + B)	69,85,23,326.78	57,27,92,241.64



WORLD WIDE FUND FOR NATURE - INDIA

FCRA NO. 231660074 DATED 7.9.2000

RECEIPTS AND PAYMENTS ACCOUNT FOR THE YEAR 2016-2017

PAYMENTS	2016-17	2015-16
EXPENSES ON CONSERVATION OF NATURE AND NATURAL RESOURCES THROUGH EDUCATIONS, SEMINARS, REPORTS, CONDUCT OF STUDIES RESEARCH ETC.		
TIGER & WILDLIFE CONSERVATION PROGRAMME		
Save the Environment and Regenerate Vital Employment(Darjeeling Reforest)	55,31,414.00	51,37,840.00
Tiger Conservation Programme(Neik)	3,11,955.00	96,699.00
Conservation of the Red Panda	2,26,742.00	-
Assam Species Conservation-Rhino	48,70,267.00	-
Conserving Threatened Species of WAL (SONY INDIA P LTD.)	36,69,581.00	25,67,199.00
Rhino Range Expansion in the State of U.P.,TAL (USFWS)	8,100.00	-
LHI Positions based in WWF India	26,08,423.00	25,20,771.00
WWF INDIA-MFA	11,77,173.00	19,91,804.00
Transcending Boundaries for Tiger Recovery: Nepal & India	24,76,743.00	-
Tigers in Satpuda Maikal Landscape	3,63,25,917.00	2,83,50,977.00
Tiger Travel Grant	16,54,840.00	19,61,769.00
Managing Human Elephant Conflict in India-Scaling up at Nati	84,89,964.00	41,99,640.00
Protecting the Tiger of Ranthambore	68,57,182.00	42,98,436.00
Snow Leopard Leader FY 15	24,68,434.00	4,69,567.00
Sundarban Bio. Reserve Directorate to Enhance TIG (USFWS)	2,00,488.00	-
Linking Communities & Conservation in Sunderbans Landscape	10,93,802.00	9,85,486.00
Return of the Queen	11,99,266.00	-
Strengthening Protection and Monitoring Capabilities for Lion	-	9,95,086.00
Return of the King - Phase II - (WWF India Component)	4,11,32,802.00	5,16,14,420.00
SML-Tiger Conservation	-	69,704.00
Indian Rhino Vision 2020-Manas & Translocation	3,21,627.00	-
Restoring Indian Rhinos to their Historical Range	8,99,862.00	6,35,201.00
Tigers in the Western Ghats	2,47,55,118.00	2,51,74,865.00
Apple Funding-Expand Community Based Conservation in Arunach	1,62,207.00	-
Create to Inspire Fellowship Program	-	3,66,523.00
Ecosystem of the Beki Manas (Chamkar Chu)river in Assam	8,57,986.00	2,30,121.00
Trainer on tactical protection and law enforcement monitoring	-	13,51,471.00
Indian Rhino Vision 2020-Preparing Laokhowa Wildlife Santuar	3,30,198.00	20,82,684.00
Snow Leopard SAP Leader Support	4,29,672.00	-
Promoting Rhino Conservation in Assam	13,87,499.00	3,269.00
3rd Asia Ministerial Conference on TigerConservation in Delhi	-	6,95,500.00
Wildlife Learning Between WWF-I Elephant Conservation Coord.	1,35,754.00	65,285.00
Return of the king	-	31,84,014.00
TIGER - TAI - SHG & CATS Meeting	86,945.00	-
Engaging the Services of Ajay Desai advisor at WII, Dehradun	4,79,028.00	4,72,804.00
Balaghat Tigers	-	7,37,997.00
Return of the King-II Phase-II	1,45,48,979.00	-
Tiger Conservation Fund	5,60,234.00	10,42,027.00
Conservation of Rhinos, Elephants & Tigers in NBL & KKL	-	46,23,512.00
Terai Arc Landscape	2,28,93,655.00	1,17,99,972.00
Tiger Conservation in the Corbett Landscape	-	2,28,580.00
Linking Communities & Conservation in Kaziranga Karbi Anglon	15,09,915.00	12,29,121.00
Indian Rhino Vision 2020-Translocations	-	14,20,312.00
IRV 2020-Securing Rhinos & their Habitat in Assam	3,15,214.00	25,04,446.00
Analysis of Human-Elephant Conflict and its Mitigation NEGL	-	13,77,271.00
Tiger Network Initiative-WWF India Tiger NI Coordinator(New)	50,16,475.00	54,84,875.00
Assam Species Conservation	68,79,446.00	29,422.00
Conservation & adaptation in Asia's High Mountain Landscapes	43,01,033.00	49,34,961.00
Securing Community owned Forest for Long-Term Conservation	-	3,16,039.00
Tiger India 2014-2015	2,06,75,019.00	2,93,55,244.00
Community-Led Conservation in Buffer Village of Tadora in MH	-	2,44,261.00
	22,68,48,959.00	20,48,49,175.00



PAYMENTS	2016-17	2015-16
FRESHWATER & WETLANDS CONSERVATION PROGRAMME		
Better Cotton Fast Track Programme	96,18,231.00	96,02,351.00
Water School; Sanitation- Health & Hygiene	1,58,626.00	-
Water School Swarovski	9,15,489.00	49,70,018.00
Management Plan Bhimbandh & Valmiki Reserve	1,31,851.00	1,95,045.00
	1,08,24,197.00	1,47,67,414.00
CLIMATE CHANGE PROGRAMME		
National Targets: Paris & Beyond (UF 54)	9,62,991.00	10,79,820.00
EHCC 2016-INDIA	40,04,938.00	-
India Climate & Energy Programme Funding 2016	29,94,796.00	-
EHCC 2015-INDIA	27,75,654.00	14,23,927.00
Iconic- Biogas	-	1,08,280.00
Climate & Energy Programme Support 2015	44,80,523.00	25,51,876.00
GCEI: Coordinator, Energy Access in Developing Countries	11,72,131.00	40,74,387.00
Clean Energy Revolution in India: Rooftop Solar (Workshop)	53,798.00	2,43,431.00
Promoting RE Energy Powered Transportation in Sunderbans	1,92,761.00	877.00
GCEI-Multi-Year Plan for GCEI;Low Carbon Energy Devp.(NORAD)	-	68,88,823.00
Support for Renewable Energy Projects	22,19,842.00	-
Securing the Promise of Paris	9,46,955.00	-
Climate Change Adaptation (Climate Fund)	2,04,280.00	1,12,359.00
EHCC 2014-INDIA	-	8,72,354.00
Climate Solver+: Taking Climate Innovation to Scale in India	16,05,814.00	-
Climate & Energy Programme Support 2014	-	46,67,839.00
	2,16,14,483.00	2,20,23,973.00
HSBC- LIVING GANGA		
Swarovski Water Schools India	10,05,222.00	-
HSBC - Rivers for Life, Life for Rivers	4,47,00,544.00	5,00,50,762.00
Supply Chain Mapping of Tanneries in the Ganga basin	-	10,98,263.00
Conservation of PERI-Urban Wetlands of Bangalore	1,08,24,112.00	75,38,606.00
Restoring the Ganges Healthier Rivers for Safe Wayer	52,36,051.00	28,27,457.00
Restoration & Conservation of Urban Wetlands in Karnataka	27,33,396.00	26,503.00
Supply Chain Mapping of Tanneries in Ganga Basin	8,84,250.00	-
Indian Wild Rivers	4,21,139.00	7,61,317.00
	6,58,04,714.00	6,23,02,908.00
IGCMC		
LHI Regional Spatial Analysis using IRS Data	44,03,892.00	14,23,374.00
IGCMC Professional Work (FC)	1,88,517.00	-
	45,92,409.00	14,23,374.00
SUSTAINABLE LIVLIHOOD PROGRAMME		
National SDG Influencing-India	13,66,252.00	-
Capacitate Youth on Clean Energy Technologies & Promote Skill	8,02,152.00	-
Community & Critical Corridors	2,53,717.00	5,10,916.00
WWF INDIA-SD4C Workshop	-	5,49,135.00
	24,22,121.00	10,60,051.00
OCEANS & COASTS PROGRAMME		
Supervision of the Skipjack Pole & Line Fishery in Lakshadwe	5,38,832.00	14,70,581.00
FIP Implementation for Indian Oil Sardine for MSC Certificat	2,90,383.00	-
MTI SIDA Phase-II FIP MSC Impacts India	4,31,188.00	-
Travel Grant	2,37,319.00	-
ASC Improvement Measures for Indian Shrimp	36,72,988.00	-
	51,70,710.00	14,70,581.00
CLIMATE ADAPTATION AND COASTAL ECOSYSTEMS		
Sunderbans Biodiversity Delta Vision	-	3,52,731.00
Energy Access Plan for sustainable Develop.	1,95,931.00	10,13,471.00
Sahasra Jyoti	42,53,133.20	42,921.75
Organization & Documentation of SAWI: Sunderbans Focus Area	10,30,664.00	8,59,099.00
	54,79,728.20	22,68,222.75
SUSTAINABLE AGRICULTURE		
Maharastra SCI Ikea (NEW)	1,64,15,498.00	1,00,42,578.00
Promotion of Water Stewardship in Cotton Growing area of Mah	64,57,774.00	45,14,632.00
Technical Support to GSWMA for Sustainable Cotton Production	14,61,856.00	15,69,974.00
Organic Cotton Production in Satpuda Pench Wildlife Corrido	1,18,38,601.00	25,98,720.00
Partnership WWF-Rabobank in India FY 15-17 (NL:200751)	51,85,971.00	17,07,271.00
Warangal Cotton Project - Phase III	45,03,698.00	55,84,682.00
	4,58,63,398.00	2,60,17,857.00



PAYMENTS	2016-17	2015-16
TRADE RECORDS ANALYSIS OF FAUNA & FLORA IN COMMERCE		
Traffic Projects	35,99,330.00	48,94,657.00
Biodiversity Conservation and Sustainable Livelihoods: MAPs	-	9,94,082.00
Responsible Asia Forestry and Trade Program II	1,20,021.00	-
Optimising Capacities for Combating illegal Tiger Trade IND	84,02,139.00	-
Wildlife Trade Monitoring for Actionable Information	2,51,370.00	22,12,371.00
Strengthening Tiger Conservation in India by Breeding(14-16)	12,93,360.00	1,11,61,763.00
	1,36,66,220.00	1,92,62,873.00
SUSTAINABLE BUSINESS AND OTHERS		
Support for CSR Capacity	6,69,939.60	7,78,218.00
Expanding MTI Scope in India for Forestry	8,63,580.00	21,96,494.00
Market Transformation Initiative (MTI)-India FY15-16 (IND0192)	6,07,880.00	7,96,700.00
ABB Local Initiatives	-	12,832.00
BD Southern Western Ghats	-	3,06,947.00
Bio-Diversity fund	-	1,14,729.00
Bush light Optimized Model for remote	1,43,566.00	46,658.00
Other fund to achieve the object of trust	3,11,841.00	1,34,614.00
MTI SIDA - Palmoil India	-	2,06,962.00
General Conservation Fund	70,608.00	3,60,000.00
WWF India Strategy & Organization Planning (14-17)	7,05,41,968.61	3,95,95,459.09
MTI SIDA Phase II Palm Oil India FY 15-18	28,77,294.00	23,92,431.00
Global Climate and Energy Initiative (GCEI) Campaign Policy	-	4,513.00
Seafood Sustainability Pilot Project for Hyatt Hotels	1,63,032.00	7,31,259.00
Review of Good Practices in Hydropower Sector	7,76,266.00	-
GFTN- India Participation Agreement: ITC	6,70,980.00	-
Scoping Study on Timber & Wood Product in India	12,89,138.00	6,96,957.00
GFTN-India; International Paper	4,05,785.00	3,63,514.00
Expanding MTI Scope in India for Sugarcane	17,24,865.00	25,81,685.00
Strategic Institutional Support for WWF India	-	9,53,997.00
FCRA Interest utilization for Administration	47,90,495.00	59,57,863.00
PG Diploma in Environmental Law & Policy	62,941.00	12,750.00
Digital Unity Programme in School of Sunderbans	1,30,674.00	71,697.00
Management of Human Elephant Conflict (WBSO & NEPAL)	3,93,802.86	18,34,476.64
Legal Mapping for Landscape Restoration (CEL)	14,05,997.00	-
Travel Recoverable	17,65,733.00	16,13,415.00
Travel other (Reimbursement)	-	97,173.00
Conservation the aquatic resources diversity (Dolphin)	3,36,505.00	3,76,734.18
Consumer Awareness Campaign for FSC Paper in India	5,16,956.00	5,02,826.00
WWF-India's One Planet Academy (EE)	38,88,674.00	5,43,996.00
Conservation of Olive Ridley Sea Turtle Orrisa (Branch)	-	56,393.00
Conservation of Olive Ridley Sea Turtle AP (Ocean)	10,36,918.00	3,05,371.00
Legacy Marketing Activity	67,500.00	51,087.00
Education for Sustainable development (W S Atkins)	40,500.00	3,41,392.00
EK Prithvi (ATKINS)	11,61,900.00	-
Education and Awareness Programme on Climate change(APSO)	38,720.00	3,78,427.00
Conservation of Olive Ridley Sea Turtle Orrisa (Infosys)	3,26,817.76	1,73,182.24
	9,70,80,876.83	6,45,90,752.15
Total A	49,93,67,816.03	42,00,37,180.90
CLOSING BALANCE B	19,91,55,510.75	15,27,55,060.74
TOTAL (A + B)	69,85,23,326.78	57,27,92,241.64


In Terms of our Report of even date attached.

For & on Behalf of World Wide Fund for Nature - India


Ravi Singh
Secretary General & CEO


Vivek Dayal
Director - Finance




J. A. Martins
M. No. 082051
Proprietor
J. A. Martins & Co.
Chartered Accountants
Firm Regn. No 010860N

Place: New Delhi

Date : 21 December 2017