



# WWF INDIA - ONE EARTH ONE HOME FREQUENTLY ASKED QUESTIONS



## ABOUT WWF INDIA

World Wide Fund for Nature India (WWF-India) was founded as a Charitable Public Trust on 27 November 1969 with the objective of ensuring the conservation of the country's wildlife and natural habitats. Marking 50 years of conservation journey in the country, WWF India works towards finding science-based and sustainable solutions to address challenges at the interface of development and conservation. Today, with over 70 offices across 20 states, WWF India's work spans across thematic areas including the conservation of key wildlife species and their habitats, management of wetlands, climate change adaptation, driving sustainable solutions for business and agriculture, empowering local communities, combatting illegal wildlife trade and inspiring children and youth to take positive action for the environment. WWF India is part of the WWF International Network, with presence in over 100 countries across the globe.

WWF India's Environment Education programmes - Environment Education is one of the oldest divisions of WWF-India. The division is continuously working towards its mission and vision to inform and empower the children, youth and citizens of India to act and create impact for a sustainable planet. Know more [https://www.wwfindia.org/about\\_wwf/environmental\\_education/](https://www.wwfindia.org/about_wwf/environmental_education/)


## ABOUT ONE EARTH ONE HOME PROGRAMME

### INTRODUCTION

WWF- India's One Earth One Home' is a digital movement for students to change their habits and household practices and create an eco-friendly home. The students will do the activities with their families. Especially designed for government or government-aided schools across the country, this movement is a call for participation of students from all over the country.

### WHO CAN PARTICIPATE?

Teachers and students of classes 1-8 from any government or government -aided schools across the country.



# WWF INDIA - ONE EARTH ONE HOME FREQUENTLY ASKED QUESTIONS



## PROGRAMME DETAILS

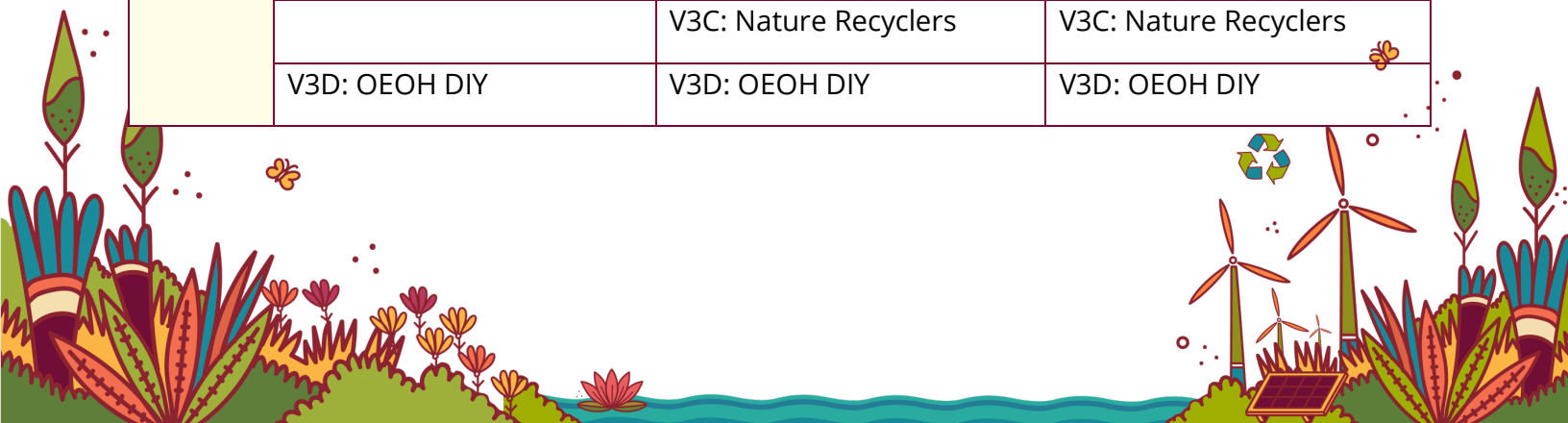
The programme has the following 3 steps-

- **Step 1 - Seek and Find** – To connect with nature and explore the biodiversity in and around their homes through videos.
- **Step 2- Look and Learn** – Conduct an audit and reflect upon personal habits and household practices. Find out how eco-friendly is your home.
- **Step 3- Discuss and Do** – Discuss the problem of waste and learn to manage waste at home. Learn to grow food and make black gold with kitchen waste.

## WHAT ARE RESOURCES AVAILABLE?

There are videos and workbooks available for each step. The resources are age appropriate and for students in the class range of 1-2, 3-5 and 6-8.

STEPS	CLASS 1-2	CLASS 3-5	CLASS 6-8
<b>Step 1</b>	Activity Book (PDF)	Activity Book (PDF)	Activity Book (PDF)
	V1A: Nature Nature Everywhere!	V1A: Nature Nature Everywhere!	V1A: Nature Nature Everywhere!
	V1B: Nature Friends Junior Explorers	V1B: Nature Friends Senior Explorers	V1B: Nature Friends Senior Explorers
	V1C: Nation and Nature	V1C: Nation and Nature	V1C: Nation and Nature
<b>Step 2</b>	Activity Book (PDF)	Activity Book (PDF)	Activity Book (PDF)
	V2A: Our Choices Matter (Junior)	V2A: Our Choices Matter (Senior)	V2A: Our Choices Matter (Senior)
<b>Step 3</b>	Activity Book (PDF)	Activity Book (PDF)	Activity Book (PDF)
	V3A: Sow, Make, Grow!	V3A: Sow, Make, Grow!	V3A: Sow, Make, Grow!
	V3B: Let's talk rubbish!	V3B: Let's talk rubbish!	V3B: Let's talk rubbish!
		V3C: Nature Recyclers	V3C: Nature Recyclers
	V3D: OEOH DIY	V3D: OEOH DIY	V3D: OEOH DIY



# WWF INDIA - ONE EARTH ONE HOME FREQUENTLY ASKED QUESTIONS



## WHERE ARE THE RESOURCES AVAILABLE?

The resources are available at following locations-

- Diksha Portal – Click [HERE](#)
- WWF India’s Website- One Earth One Home webpage – Click [HERE](#)
- WWF India’s Digital Portal ‘One Planet Academy’– Click [HERE](#)
- Join the Facebook group for regular updates – One Earth One Home – in your preferred language. For English Page, Click [HERE](#)

## LANGUAGE/ MEDIUM OF RESOURCES


The resources are available in 10 languages– English, Hindi, Gujarati, Marathi, Bengali, Assamese, Kannada, Telugu, Tamil and Malayalam.

## WHAT IS A TEACHER’S ROLE?

Disseminate the resources to their students. Report back on activities undertaken by their students at each step as per the timeline.

## WHAT ARE THE IMPORTANT DATES – (IN CALENDAR ORDER)

S. No	Activity	Date
1	Programme launch	10.09.2020
2	Pre survey for students closing date	14.09.2020
3	Release of Step 1 resources	14.09.2020
4	Report Back by teachers on Step 1	22.09.2020
5	Release of Step 2 resource	28.09.2020
6	Report back by teachers on Step 2	10.10.2020
7	Release of Step 3 resource	08.10.2020
8	Report back by teachers on Step 3	30.11.2020
9	Post Survey for students opening date	30.11.2020 10.12.2020



# WWF INDIA - ONE EARTH ONE HOME FREQUENTLY ASKED QUESTIONS



## HOW CAN I JOIN THE PROGRAMME?

- Visit any of the portals (given above) where the resources are available.
- Access the One Earth One Home programme resources and share with your students.
- Follow the actions on the important dates above.

## GENERAL QUERIES

**Query 1-** My video is not downloading.

Check internet connectivity. If you are watching the video on YouTube, allow the video to buffer and then play.

**Query 2-** I have a 2G or a slow speed internet.

Allow the resources to download first and then view them on your device with or without internet.

**Query 3-** Student cannot print the worksheets.

The worksheets can be easily replicated in a notebook or a blank sheet

**Query 4-** How do I report what the child is done?

At the end of each step there is a link to report back. If you are a teacher we will send you a link for reporting back. If you are students, you can earn a cool digital badge at the end of Step 2 and Step 3.

**Query 5-** I am a teacher how do I know how to do the program?

An Instruction module is available on Diksha and WWF India's Digital Portal 'One Planet Academy'– Click [HERE](#)

**Query 6 –** Who can I contact for further details?

Write an email to your state's point of the contact. Refer to the list below.

